


**SS KOTHARI MEHTA
& COMPANY**
CHARTERED ACCOUNTANTS

Independent Auditor's Limited Review Report on Quarter and Half Year ended Unaudited Standalone Financial Results of the Company Pursuant to the Regulation 33 of the SEBI (Listing Obligations and Disclosure Requirements) Regulations, 2015, as amended

Review Report to
The Board of Directors
Revathi Equipment Limited.

1. We have reviewed the accompanying statement of unaudited Standalone financial results of **Revathi Equipment Limited** ("the company") for the quarter and half year ended on September 30, 2020, Standalone Balance Sheet as at September 30, 2020, and Standalone Statement of cash flows for the period ended September 30, 2020 ("the Statement"), prepared and submitted by the Company pursuant to the requirements of Regulation 33 of SEBI (Listing Obligations and Disclosure Requirements) Regulations, 2015, as amended ("Listing Regulations").
2. The preparation of the Statement in accordance with the recognition and measurement principles laid down in Indian Accounting Standard 34 "Interim Financial Reporting" ("Ind AS 34"), prescribed under Section 133 of the Companies Act, 2013, and rules thereunder, requirements of Regulation 33 of the SEBI (Listing Obligations and Disclosure Requirements) Regulations, 2015, and other accounting principles generally accepted in India, is the responsibility of the Company's management and has been approved by the Board of Directors. Our responsibility is to express a conclusion on the Statement based on our review.
3. We conducted our review of the Statement in accordance with the Standard on Review Engagements (SRE) 2410 "Review of Interim Financial Information Performed by the Independent Auditor of the Entity", issued by the Institute of Chartered Accountants of India. This standard requires that we plan and perform the review to obtain moderate assurance as to whether the Statement is free of material misstatement. A review of interim financial information consists of making inquiries, primarily of persons responsible for financial and accounting matters, and applying analytical and other review procedures. A review is substantially less in scope than an audit conducted in accordance with Standards on Auditing and consequently does not enable us to obtain assurance that we would become aware of all significant matters that might be identified in an audit. Accordingly, we do not express an audit opinion.
4. Based on our review conducted as stated in paragraph 3 above, nothing has come to our attention that causes us to believe that the accompanying statement of unaudited Standalone financial results prepared in accordance with the recognition and measurement principles laid down in the aforesaid Indian Accounting Standard (Ind AS) prescribed under section 133 of the Companies Act, 2013, as amended, read with relevant rules issued thereunder and other accounting principles generally accepted in India, has not disclosed the information required to be disclosed in terms of the Listing Regulations, including the manner in which it is to be disclosed, or that it contains any material misstatement.

For S.S. Kothari Mehta & Company
(Chartered Accountants)
Firm Reg. No. 000756N



(Neeraj Bansal)
(Partner)
Membership No. 095960



Place: Delhi
Date: 12.11.2020

UDIN: 20095960AAAAAPH9869


STATEMENT OF STANDALONE UNAUDITED RESULTS FOR THE QUARTER ENDED SEPTEMBER 30, 2020							
Sr.No.	Particulars	Quarter ended			Half Year ended		Year ended
		September 30, 2020 Unaudited	June 30, 2020 Unaudited	September 30, 2019 Unaudited	September 30, 2020 Unaudited	September 30, 2019 Unaudited	March 31, 2020 Audited
1	Revenue						
	Revenue from Operations	1,045.83	2,195.46	1,296.64	3,241.29	2,855.40	7,504.39
	Other Income	48.43	32.39	26.35	80.82	42.01	249.39
	Total Revenue	1,094.26	2,227.85	1,322.99	3,322.11	2,897.41	7,753.78
2	Expenses						
	(a) Cost of materials consumed	820.93	697.80	756.57	1,518.73	1,601.96	3,337.27
	(b) Purchases of stock-in-trade	278.11	181.20	212.97	459.31	454.26	863.18
	(c) Changes in inventories of finished goods, work-in-progress and stock-in-trade	(703.14)	171.32	(380.50)	(531.82)	(731.73)	(558.51)
	(d) Employee benefits expense	257.45	248.35	250.99	505.80	511.06	1,015.33
	(e) Finance costs	58.92	60.58	10.58	119.50	21.40	70.69
	(f) Depreciation and amortisation expense	22.53	17.63	17.56	40.16	30.46	65.13
	(g) Other expenses	233.53	290.77	244.33	524.30	518.96	1,229.79
	Total Expenses	968.33	1,667.65	1,112.51	2,635.98	2,406.37	6,022.88
3	Profit/(Loss) before exceptional items and tax (1-2)	125.93	560.20	210.48	686.13	491.04	1,730.90
4	Exceptional Items	-	-	-	-	-	-
	Exceptional income/ expense relating to earlier years (net of taxes)	-	-	-	-	-	-
5	Profit/(Loss) before tax (3-4)	125.93	560.20	210.48	686.13	491.04	1,730.90
6	Tax expenses	19.07	172.90	77.70	191.97	154.24	510.87
7	Net Profit/(Loss) after tax from continued operations (5-6)	106.86	387.30	132.79	494.16	336.80	1,220.03
8	Profit / (loss) from discontinued operations	-	-	-	-	-	-
9	Net Profit/(Loss) after tax (7-8)	106.86	387.30	132.79	494.16	336.80	1,220.03
10	Other Comprehensive Income (OCI)						
	(i) Items that will not be reclassified to profit or loss.	2.70	2.70	(0.31)	5.41	(0.62)	10.81
	(ii) income tax relating to items that will not be reclassified to profit or loss	(0.78)	(0.79)	0.08	(1.57)	0.17	(3.15)
	Other Comprehensive Income for the period	1.92	1.92	(0.23)	3.84	(0.45)	7.66
11	Total Comprehensive Income for the period(9+10)	108.78	389.22	132.56	498.00	336.35	1,227.69
12	Paid-up equity share capital (Face Value of Rs. 10.00/- each)	306.70	306.70	306.70	306.70	306.70	306.70
13	Other equity						16,797.33
14	Earnings Per Share face value Rs.10.00/ each (non annualised) Basic and Diluted (Amt in Rs.)	3.48	12.63	4.33	16.11	10.98	39.78

Note :-

- The above results was approved in the meeting of the Board of Directors held on 12th November, 2020
- The company operates in a single operating segment of manufacturing of equipments. The financial results for the half year ended September 30, 2020 are being published in the newspaper as per the format prescribed under Regulation 33 of SEBI (Listing Obligations and Disclosure Requirements) Regulations, 2015. The results of the Company are also available on Stock Exchange websites and on the Companies website www.revathi.in.
- The company has further acquired 252526 shares of Semac Construction (P) Ltd for Rs.3.58 crores during the period ended 30th September, 2020.
- Previous quarter figures have been regrouped wherever considered necessary

Date: 12th November 2020
Place: New Delhi




Abhishek Dalmia
Executive Chairman
DIN : 00011958



Revathi Equipment Limited

Regd Office: Pollachi Road, Malumachampatti Post, Coimbatore - 641 050

CIN: L29120TZ1977PLC000780

Phone: +91-4226655120

Rs. In Lakhs

STANDALONE STATEMENT OF ASSETS AND LIABILITIES AS ON SEPTEMBER 30, 2020			
Sl.No.	Particulars	As at September 30, 2020 Unaudited	As at March 31, 2020 Audited
	ASSETS		
1	Non-current assets		
	(i) Property, plant and equipment	457.37	457.17
	(ii) Other intangible assets	17.08	8.91
	(iii) Investment Property	1,662.65	1,662.65
	(iv) Right to use Asset	23.78	17.71
	(v) Financial assets		
	(a) Investments	11,787.22	11,428.49
	(b) Loans	130.47	78.98
	(vi) Deferred Tax assets (net)	840.03	840.45
	(vii) Other non-current assets	2.18	16.26
		14,920.78	14,510.62
2	Current assets		
	(i) Inventories	3,483.55	2,277.18
	(ii) Financial Assets		
	(a) Current investments	1,128.57	40.00
	(b) Trade receivables	2,090.79	3,251.74
	(c) Cash and cash equivalents	67.34	32.90
	(d) Bank balances other than above	206.65	772.32
	(e) Loans	9.57	32.24
	(f) Others	61.25	100.19
	(iii) Other current assets	613.98	497.41
		7,661.70	7,003.98
	TOTAL ASSETS	22,582.48	21,514.60
	EQUITY AND LIABILITIES		
1	Equity		
	(a) Equity share capital	306.69	306.69
	(b) Other equity	17,295.33	16,797.33
		17,602.02	17,104.02
2	Non-Current liabilities		
	(i) Financials Liabilities		
	(ii) Lease Liabilities	14.27	11.61
	(iii) Long-term provisions	59.29	59.29
		73.56	70.90
3	Current Liabilities		
	(i) Financial Liabilities		
	(a) Borrowings	1,853.89	1,663.45
	(b) Trade payables		
	Total outstanding dues of the MSMEs	107.65	64.57
	Total outstanding dues other than MSMEs	1,813.92	1,454.00
	(c) Other financial liability	363.53	380.11
	(d) Lease Liability	10.49	6.52
	(ii) Other current liabilities	339.98	480.91
	(iii) Short-term provisions	67.02	44.51
	(iv) Current tax liabilities (net)	350.43	245.61
		4,906.90	4,339.67
	TOTAL-EQUITY AND LIABILITIES	22,582.48	21,514.60



ba



Revathi Equipment Limited

Regd Office: Pollachi Road, Malumachampatti Post, Coimbatore - 641 050

CIN:L29120TZ1977PLC000780

Phone: +91-4226655120

Statement of Cash flow for the half year ended September 30, 2020

	As at Sep'20	As at Sep'19
A. Cash flow from operating activities		
Net profit before tax	686.13	491.04
Adjustments:		
Depreciation / amortization	40.16	30.46
Finance cost (Including Interest on Lease)	119.50	21.40
Interest Income	(34.48)	(41.58)
Operating profit before working capital changes	811.31	501.32
Adjustments for working capital changes :		
Inventories	(1,206.37)	(774.03)
Trade and other payables	267.62	223.18
Trade and other receivables	1,068.58	638.76
Cash generated from operations	941	589
Direct taxes (paid)/refund	(87.88)	(74.76)
Net cash from operating activities	853.26	514.47
B Cash flow from investing activities		
Purchase of fixed assets	(49.22)	(82.53)
Proceeds from maturity of fixed deposits	565.67	12.60
Purchase of current investments	(1,088.57)	
Purchase of non current investments	(358.73)	-
Interest received	34.48	41.58
Net cash used in investing activities	(896.37)	(28.35)
C Cash flow from financing activities		
Proceeds from/(repayment of) short term borrowings	190.44	-
Repayment of principal on lease liability	6.62	-
Finance cost	(119.50)	(21.40)
Net cash from / (used in) financing activities	77.56	(21.40)
Net increase in cash and cash equivalents (A+B+C)	34.44	464.77
Cash and cash equivalents (Opening Balance)	32.90	659.23
Cash and cash equivalents (Closing Balance)*	67.34	1,124.00
Change in cash & cash equivalents	34.44	464.77
Components of cash & cash equivalents	As at 31 March 2020	As at 31 March 2020
Balances with banks		
- in Current accounts	66.53	392.08
- Deposits with original maturity of less than 3 months	-	731.12
Cash on hand	0.81	0.78
Net cash & cash equivalents	67.34	1,124.00



halm

**S S KOTHARI MEHTA
& COMPANY**
CHARTERED ACCOUNTANTS

Independent Auditor's Limited Review Report on Quarter and Half Year ended Unaudited Consolidated Financial Results of the Company Pursuant to the Regulation 33 of the SEBI (Listing Obligations and Disclosure Requirements) Regulations, 2015, as amended

Review Report to
The Board of Directors
Revathi Equipment Limited

1. We have reviewed the accompanying statement of unaudited Consolidated financial results of **Revathi Equipment Limited** ("the Holding Company") and its subsidiaries (the Holding Company and its subsidiaries together referred to as "the Group") and its share of net (loss)/profit of its associate, for the quarter and half year ended on September 30, 2020, Consolidated Balance Sheet as at September 30, 2020, and Consolidated Statement of Cash Flows for the period ended September 30, 2020 ("the statement"), prepared and submitted by the Holding Company pursuant to the requirements of Regulation 33 of SEBI (Listing Obligations and Disclosure Requirements) Regulations, 2015, as amended ("Listing Regulations").
2. The preparation of the Statement in accordance with the recognition and measurement principles laid down in Indian Accounting Standard 34 "Interim Financial Reporting" ("Ind AS 34"), prescribed under Section 133 of the Companies Act, 2013, as amended, and rules thereunder, requirements of Regulation 33 of the SEBI (Listing Obligations and Disclosure Requirements) Regulations, 2015, and other accounting principles generally accepted in India, is the responsibility of the Holding Company's management and has been approved by the Board of Directors of Holding Company. Our responsibility is to express a conclusion on the Statement based on our review.
3. We conducted our review of the Statement in accordance with the Standard on Review Engagements (SRE) 2410 "Review of Interim Financial Information Performed by the Independent Auditor of the Entity", issued by the Institute of Chartered Accountants of India. This standard requires that we plan and perform the review to obtain moderate assurance as to whether the Statements is free of material misstatement. A review of interim financial information consists of making inquiries primarily of persons responsible for financial and accounting matters, and applying analytical and other review procedures. A review is substantially less in scope than an audit conducted in accordance with Standards on Auditing and consequently does not enable us to obtain assurance that we would become aware of all significant matters that might be identified in an audit. Accordingly, we do not express an audit opinion.

Plot No. 68, Okhla Industrial Area, Phase-II I, New Delhi- 110020

Tel: +91-11-4670 8888 E-mail: info @ sskmin.com

www.sskmin.com



**S S KOTHARI MEHTA
& COMPANY**
CHARTERED ACCOUNTANTS

We also performed procedures in accordance with the Circular No. CIR/CFD/CMD 1/4412019 dated March 29, 2019 issued by the SEBI under Regulation 33 (8) of the SEBI (Listing Obligations and Disclosure Requirements) Regulations, 2015, as amended, to the extent applicable.

4. The Statement includes the results of following entities:
- i. SEMAC Consultants Private Limited – Subsidiary, India
 - ii. SEMAC and Partners LLC – Subsidiary, Muscat (Oman)
 - iii. SEMAC Construction Technologies India LLP – Associate, India
5. Based on our review conducted and procedures performed as stated in paragraph 3 as above and based on the consideration of financial results furnished to us by the management as referred to in paragraph 6 below, nothing has come to our attention that causes us to believe that the accompanying Statement, prepared in accordance with the recognition and measurement principles laid down in the applicable Indian Accounting Standards ('IND AS') specified under Section 133 of the Companies Act, 2013, as amended, read with relevant rules issued thereunder and other recognized accounting practices and policies has not disclosed the information required to be disclosed in terms of the Listing Regulations, including the manner in which it is to be disclosed, or that it contains any material misstatement.
6. The Statement includes financial results of one foreign branch (Dubai) of the subsidiary company (as mentioned in paragraph 4(i) above) which have not been reviewed by their auditor and have been furnished to us by the management, whose financial results reflects total assets of Rs. 35.45 Lakhs as at September 30, 2020, total revenue of Rs. 9.96 Lakhs for the quarter and Rs. 95.30 Lakhs for the half year, total net loss of Rs. 18.92 Lakhs for the quarter and Rs. 9.38 for the half year, total comprehensive loss of Rs. 12.94 Lakhs for the quarter and Rs. 6.49 lakhs for the half year ended September 30, 2020, and net cash outflow of Rs. 2.90 Lakhs for the half year ended on September 30, 2020 as considered in the Statement. Our Conclusion on the Statement, and our report in terms of Regulation 33 of the regulation read with SEBI Circular, in so far as it relates to the aforesaid foreign branch (Dubai), is based solely on such un-reviewed financial information. In our conclusion and according to the information and explanations given to us by the management, this interim financial information is not material to the Group. Our Conclusion on the statement is not modified in respect of this matter.

The Statement includes financial results of one subsidiary company (as mentioned in paragraph 4(ii) above) which have not been reviewed by their auditor and have been furnished to us by the management, whose financial results reflects total assets of Rs. 2703.43 Lakhs as at September 30, 2020, total revenue of Rs. 523.59 Lakhs for the quarter and Rs. 1080.26 lakhs for the half year, total net loss of Rs. 8.72 Lakhs for the quarter and profit of

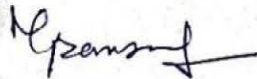


**S S KOTHARI MEHTA
& COMPANY**
CHARTERED ACCOUNTANTS

Rs.59.24 lakhs for the half year, total comprehensive income of Rs. 0.33 Lakhs for the quarter and total comprehensive loss of Rs. 6.55 lakhs for the half year ended September 30, 2020, and net cash inflow of Rs. 268.65 Lakhs for the half year ended on September 30, 2020 as considered in the Statement. Our Conclusion on the consolidated unaudited financial results, and our report in terms of Regulation 33 of the regulation read with SEBI Circular, in so far as it relates to the aforesaid subsidiary, are based solely on such un-reviewed financial information. In our conclusion and according to the information and explanations given to us by the management, this interim financial information is not material to the Group. Our Conclusion on the statement is not modified in respect of this matter.

The statement also include the financial results of one joint operation of the subsidiary company (as mentioned in paragraph 4(i) above) in which operations have not yet been started. In our conclusion and according to the information and explanations given to us by the management, this interim financial information is not material to the subsidiary company and Group. Our Conclusion on the statement is not modified in respect of this matter.

For S.S. Kothari Mehta & Company
(Chartered Accountants)
Firm Reg. No. 000756N



(Neeraj Bansal)
(Partner)
Membership No. 095960



Place: Delhi
Date: 12.11.2020
UDIN: 20095960AAAAPL8214


STATEMENT OF CONSOLIDATED UNAUDITED RESULTS FOR THE QUARTER ENDED SEPTEMBER 30, 2020						
Sr.No.	Particulars	Quarter ended		Half Year ended		Year ended
		September 30, 2020 Unaudited	June 30, 2020 Unaudited	September 30, 2019 Unaudited	September 30, 2020 Unaudited	September 30, 2019 Unaudited
1	Revenue					
	Revenue from Operations	1,811.24	3,124.77	3,618.42	4,936.01	7,120.90
	Other Income	153.99	161.53	119.29	315.52	199.60
	Total Revenue	1,965.23	3,286.30	3,737.71	5,251.53	7,320.50
2	Expenses					
	(a) Cost of materials consumed	822.03	701.69	1,666.05	1,523.72	3,194.34
	(b) Purchases of stock-in-trade	278.11	181.20	212.97	459.31	454.26
	(c) Changes in inventories of finished goods, work-in-progress and stock-in-trade	(703.14)	171.32	(380.50)	(531.82)	(731.73)
	(d) Employee benefits expense	998.59	992.03	1,249.01	1,990.62	2,413.66
	(e) Finance costs	68.81	65.94	26.42	134.74	45.20
	(f) Depreciation and amortisation expense	59.81	54.55	50.49	114.36	94.49
	(g) Other expenses	528.55	528.51	734.50	1,057.06	1,505.40
	Total Expenses	2,052.76	2,695.23	3,558.94	4,747.99	6,975.62
3	Profit/(Loss) before Tax, exceptional items and Share of Profit/(Loss) of Associates (1-2)	(87.53)	591.06	178.77	503.54	344.88
4	Exceptional Items	-	-	-	-	-
	Exceptional income/ expense relating to earlier years (net of taxes)	-	-	-	-	-
5	Profit/(Loss) before Tax and Share of Profit/(Loss) of Associates (3+4)	(87.53)	591.06	178.77	503.54	344.88
6	Share of Profit/(Loss) of Associates	(0.12)	44.25	-	44.13	-
7	Profit/(Loss) before tax (5+6)	(87.65)	635.31	178.77	547.67	344.88
8	Tax expenses	37.12	182.11	19.32	219.23	88.41
9	Net Profit/(Loss) after tax from continued operations (7-8)	(124.77)	453.20	159.45	328.44	256.47
10	Profit / (loss) from discontinued operations	-	-	-	-	-
9	Net Profit/(Loss) after tax (7-8)	(124.77)	453.20	159.45	328.44	256.47
10	Other Comprehensive Income (OCI)					
A	(i) Items that will be reclassified to profit or loss.	6.32	(9.98)	-63.56	-3.66	-64.54
	(ii) income tax relating to items that will be reclassified to profit or loss	-	-	-	-	-
B	(i) Items that will not be reclassified to profit or loss.	17.81	17.81	5.70	35.63	9.39
	(ii) income tax relating to items that will not be reclassified to profit or loss	(4.99)	11.82	3.73	6.84	2.77
	Other Comprehensive Income for the period	19.14	19.66	(54.13)	38.80	(52.38)
11	Total Comprehensive Income for the period(9+10)	(105.62)	472.86	105.32	367.24	204.09
12	Profit or Loss attributable for the Period to					
	Equity holders of the company	(85.51)	429.86	124.29	344.35	256.65
	Non Controlling Interest	(39.26)	23.35	35.16	(15.91)	(0.18)
13	Other Comprehensive Income					
	Equity holders of the company	18.35	17.88	(26.31)	36.23	(23.45)
	Non Controlling Interest	0.79	1.78	(27.82)	2.57	(28.93)
14	Total Comprehensive Income					
	Equity holders of the company	(67.16)	447.74	97.98	380.58	233.20
	Non Controlling Interest	(38.46)	25.12	7.34	(13.34)	(29.11)
15	Paid-up equity share capital (Face Value of Rs. 10.00/- each)	306.70	306.70	306.70	306.70	306.70
16	Other equity					17,204.13
17	Earnings Per Share face value Rs.10.00/ each (non annualised) Basic and Diluted (Amt in Rs.)	(4.07)	14.78	5.20	10.71	8.36

Note :-

- The above results was approved in the meeting of the Board of Directors held on 12th November, 2020
- The company operates in a Two operating segment namely, manufacturing of equipments and Engineering, Construction and Design Services. The financial results for the half year ended September 30, 2020 are being published in the newspaper as per the format prescribed under Regulation 33 of SEBI (Listing Obligations and Disclosure Requirements) Regulations, 2015. The results of the Company are also available on Stock Exchange websites and on the Companies website www.revathi.in.
- The company has further acquired 252526 shares of Semac Construction (P) Ltd for Rs.3.58 crores during the period ended 30th September, 2020.
- Previous quarter figures have been regrouped wherever considered necessary

Date: 12th November 2020
Place: New Delhi




Abhishek Dalmia
Executive Chairman
DIN : 00011958



Revathi Equipment Limited

Regd Office: Pollachi Road, Malumachampatti Post, Coimbatore - 641 050

CIN:L29120TZ1977PLC000780

Phone: +91-4226655120

CONSOLIDATED STATEMENT OF ASSETS AND LIABILITIES AS ON SEPTEMBER 30, 2020

Sl.No.	Particulars	As at September 30, 2020 Unaudited	As at March 31, 2020 Audited
	ASSETS		
1	Non-current assets		
	(i) Property, plant and equipment	632.39	662.05
	(ii) Other intangible assets	38.08	32.10
	(iii) Right to use Asset	177.62	196.71
	(iv) Investment Property	1,662.65	1,662.65
	(v) Good will	4,486.25	4,486.25
	(vi) Financial assets		
	(a) Investments	2,564.13	2,523.48
	(b) Loans	130.47	78.98
	(c) Others	63.15	62.62
	(vii) Non current tax assets (net)	153.64	424.06
	(viii) Deferred Tax assets (net)	1,410.33	1,422.90
	(ix) Other non-current assets	2.18	16.26
		11,320.89	11,568.06
2	Current assets		
	(i) Inventories	3,483.55	2,277.18
	(ii) Financial Assets		
	(a) Current investments	1,128.57	345.33
	(b) Trade receivables	4,493.99	6,557.56
	(c) Cash and cash equivalents	1,677.54	1,269.10
	(d) Bank balances other than above	1,064.55	1,630.22
	(e) Loans	2,051.51	1,138.72
	(f) Other financial asset	305.34	371.99
	(iii) Current Tax Assets (net)	21.58	343.01
	(iv) Other current assets	965.76	817.88
		15,192.40	14,750.99
	TOTAL ASSETS	26,513.29	26,319.05
	EQUITY AND LIABILITIES		
1	Equity		
	(a) Equity share capital	306.69	306.69
	(b) Other equity	18,058.02	17,204.13
		18,364.71	17,510.82
	Non Controlling Interest	1,280.78	2,133.38
2	Non-Current liabilities		
	(i) Financials Liabilities		
	(a) Other financial Liabilities	305.16	486.33
	(b) Lease Liabilities	88.57	185.34
	(ii) Long-term provisions	321.64	383.91
		715.37	1,055.58
3	Current Liabilities		
	(i) Financial Liabilities		
	(a) Borrowings	1,853.89	1,663.45
	(b) Trade payables		
	Total outstanding dues of the MSMEs	142.72	139.22
	Total outstanding dues other than MSMEs	2,049.53	1,873.38
	(c) Other financial liability	684.23	625.65
	(d) Leased Liability	80.65	6.52
	(ii) Other current liabilities	759.88	871.30
	(iii) Short-term provisions	231.09	194.14
	(iv) Current tax liabilities (net)	350.43	245.61
		6,152.43	5,619.27
	TOTAL-EQUITY AND LIABILITIES	26,513.29	26,319.05



Handwritten signature



Revathi Equipment Limited
 Regd Office: Pollachi Road, Malumachampatti Post, Coimbatore - 641 050
 CIN: L29120TZ1977PLC000780
 Phone: +91-4226655120

CONSOLIDATED CASH FLOW STATEMENT FOR THE HALF YEAR ENDED SEPTEMBER 30, 2020

	As at Sep'20	As at Sep'19
A. Cash flow from operating activities		
Net profit before tax	503.54	344.88
Adjustments:		
Depreciation / amortization	114.36	94.49
Provision for ECL	18.01	-
Bad debts/ advances written off	32.96	-
Liabilities & provision written back	112.28	-
Finance cost (Including Interest on Lease)	(19.24)	-
Interest Income	(162.61)	(60.75)
Other Income	(2.90)	-
Foreign currency translation	(4.10)	(64.54)
(Profit) / Loss on sale of Investment	(3.47)	-
(Profit) / Loss on sale of fixed assets and assets written off	(12.10)	-
Operating profit before working capital changes	576.73	314.00
Adjustments for working capital changes :		
Inventories	(1,206.37)	(774.03)
Trade and other payables	25.82	(885.07)
Trade and other receivables	2280.64	1652.72
Cash generated from operations	1,676.81	307.61
Direct taxes (paid)/refund	510.68	319.20
Net cash from operating activities	2,187.49	626.82
B. Cash flow from investing activities		
Purchase of fixed assets	(52.24)	(319.07)
Loan given	(1,300.00)	-
Proceeds from sale of fixed assets	10.86	-
Proceeds from maturity of fixed deposits	565.67	387.75
Purchase of current investments	(1,088.57)	-
Purchase of non current investments	(358.73)	51.72
(Profit) / Loss from sale of investments	309.42	-
Interest received	110.30	60.75
Net cash used in investing activities	(1,803.30)	181.00
C. Cash flow from financing activities		
Proceeds from/(repayment of) short term borrowings	190.44	-
Repayment of Principle on Lease Liabilities	(27.79)	-
Repayment of Interest on Lease Liabilities	(3.41)	-
Proceeds from/(repayment of) long term borrowings	-0.24	-
Finance cost	(134.74)	-
Net cash from / (used in) financing activities	24.26	-
Net increase in cash and cash equivalents (A+B+C)	408.45	807.82
Cash and cash equivalents (Opening Balance)	1269.10	2285.09
Cash and cash equivalents (Closing Balance)*	1677.55	3092.91
Change in cash & cash equivalents	408.45	807.82
Components of cash & cash equivalents	As at 30th Sept. 2020	As at 30th Sept. 2019
Balances with banks		
- In Current accounts	1420.99	1805.57
- On cash credit accounts		
- Deposits with original maturity of less than 3 months	250.14	1276.83
Cash on hand	6.42	10.51
	1,677.55	3,092.91



Handwritten signature



Revathi Equipment Limited,
Registered Office: Pollachi Road, Malumachampatti Post, Coimbatore - 641 050
CIN: L29120T21977PLC000780
Phone: +91-4226655120

SEGMENT WISE REVENUE, RESULTS, ASSETS AND LIABILITIES FOR THE QUARTER ENDED SEPTEMBER 30, 2020						
Sr.No.	Particulars	Quarter ended		Half year ended		(Rs. In Lakhs)
		September 30, 2020	June 30, 2020	September 30, 2020	September 30, 2019	Year ended March 31, 2020
		Unaudited	Unaudited	Unaudited	Unaudited	Audited
1	Segment Revenue (Gross)					
a)	Manufacturing of Equipments	1,094.26	2,227.85	1,322.99	3,322.11	7,753.78
b)	Engineering Design Services	870.97	1,058.45	2,414.72	1,929.42	8,768.43
	Total	1,965.23	3,286.30	3,737.71	5,251.53	16,522.21
	Less: Inter Segment Revenue	-	-	-	-	-
	Total income from operations (net)	1,965.23	3,286.30	3,737.71	5,251.53	16,522.21
2	Segment Results					
	Profit (+)/Loss(-) before interest and tax from each segment					
a)	Manufacturing of Equipments	184.85	620.78	221.06	805.63	1,801.59
b)	Engineering Design Services	(203.69)	80.47	(15.87)	(123.22)	443.73
	Total	(18.84)	701.25	205.19	682.41	2,245.32
	Add: Exceptional Item					
	Less: Interest	68.81	65.94	26.42	134.74	99.63
	Other Un-allocable Expenditure net off unallocable	-	-	-	-	-
	Total Profit Before Tax	(87.65)	635.31	178.77	547.67	2,145.69
3	Segment Assets -					
a)	Manufacturing of Equipments	10,771.48	9,187.65	7,839.71	10,771.48	8,423.45
b)	Engineering Design Services	8,667.66	9,287.15	9,468.45	8,667.66	9,402.22
	Total segment assets	19,439.13	18,474.80	17,308.16	19,439.13	17,825.67
	Less: Inter segment assets	-	-	-	-	-
	Add: Unallocable assets	4,486.25	4,486.25	4,486.25	4,486.25	4,486.25
	Total assets	23,925.38	22,961.05	21,794.41	23,925.38	22,311.92
	Segment Liabilities -					
a)	Manufacturing of Equipments	4,980.44	5,089.33	2,056.40	4,980.44	4,410.57
b)	Engineering Design Services	1,887.35	2,271.62	2,942.99	1,887.35	2,264.26
	Total Segment Liabilities	6,867.80	7,360.95	4,999.39	6,867.80	6,674.83
	Less: Inter segment liabilities	-	-	-	-	-
	Add: Unallocable liabilities	-	-	-	-	-
	Total Liabilities	6,867.80	7,360.95	4,999.39	6,867.80	6,674.83



Handwritten signature