

Pre - with pan

Renaissance Advanced Consultancy Limited				
Shareholding pattern under Regulation 31 of SEBI (Listing Obligations and Disclosure Requirements) Regulations, 2015				
1	Name of entity: Renaissance Advanced Consultancy Limited			
2	Scrip code/Name of Scrip/Class of Security: NA			
3	Shareholding pattern filed under: Reg. 31(1)(a) / Reg. 31(1)(b) / Reg. 31(1)(c)			
	a.	If under Reg 31(1)(b) then indicate the report for the month ended October 31, 2021		
	b.	If under Reg 31(1)(c) then indicate date of allotment / extinguishment - N.A.		
4	Declaration: The Listed entity is required to submit the following declaration to the extent of submission of information: -			
		<b>Particulars</b>	<b>Yes*</b>	<b>No*</b>
1		Whether the Listed Entity has issued any partly paid up shares?	-	No
2		Whether the Listed Entity has issued any Convertible Securities or Warrants?	-	No
3		Whether the Listed Entity has any shares against which depository receipts are issued?	-	No
4		Whether the Listed Entity has any shares in locked-in?	-	No
5		Whether any shares held by promoters are pledge or otherwise encumbered?	-	No
<p>* If the Listed Entity selects the option 'No' for the questions above, the columns for the partly paid up shares, Outstanding Convertible Securities / Warrants, depository receipts, locked-in-shares, No. of shares pledged or otherwise encumbered by promoters, as applicable, shall not be displayed at the time of dissemination on the Stock Exchange website. Also whether there is 'No' declared by Listed Entity in above table the values will be considered as 'Zero' by default on submission of the format of holding of specified securities.</p>				

For Renaissance Advanced Consultancy Limited


  
 Authorised Signatory

Renaissance Advanced Consultancy Limited  
Table I - Summary Statement holding of specified securities

Table I - Summary Statement holding of specified securities																		
Category	Category of shareholder	No. of shareholders	No. of fully paid up equity shares held	No. of partly paid up equity shares held	No. of shares underlying Depository Receipts	Total no. of shares held	Shareholding as a % of total no. of shares (calculated as per SCRR, 1957)	No. of voting rights held in each class of securities				No. of shares underlying outstanding convertible securities (including warrants)	Shareholding as a % assuming full conversion of convertible securities (as a % of diluted share capital)	No. of locked in shares		No. of shares pledged or otherwise encumbered		No. of equity shares held in dematerialised form
								No. of voting rights			Total as a % of (A+B+C)			No. (a)	As a % of total shares held (B)	No. (a)	As a % of total shares held (b)	
								Class : Equity Shares	Class : NIL	Total								
(I)	(II)	(III)	(IV)	(V)	(VI)	(VII) = (IV) + (V) + (VI)	(VIII) As a % of (A+B+C2)	(IX)				(X)	(XI) = (VII) + (X)	(XII)		(XIII)		(XIV)
(A)	Promoter & Promoter Group	6	1,841,986	-	-	1,841,986	84.90%	1,841,986	-	1,841,986	84.90%	-	84.90%	-	0.00%	-	0.00%	1,841,966
(B)	Public	877	327,533	-	-	327,533	15.10%	327,533	-	327,533	15.10%	-	15.10%	-	0.00%	-	0.00%	161,321
(C)	Non-promoter - Non-public	-	-	-	-	-	0.00%	-	-	-	0.00%	-	0.00%	-	0.00%	-	0.00%	-
(C1)	Shares underlying DRs	-	-	-	-	-	0.00%	-	-	-	0.00%	-	0.00%	-	0.00%	-	0.00%	-
(C2)	Shares held by Employee Trust	-	-	-	-	-	0.00%	-	-	-	0.00%	-	0.00%	-	0.00%	-	0.00%	-
	<b>Total</b>	<b>883</b>	<b>2,169,519</b>	<b>-</b>	<b>-</b>	<b>2,169,519</b>	<b>100.00%</b>	<b>2,169,519</b>	<b>-</b>	<b>2,169,519</b>	<b>100.00%</b>	<b>-</b>	<b>100.00%</b>	<b>-</b>	<b>0.00%</b>	<b>-</b>	<b>0.00%</b>	<b>2,003,287</b>





Renaissance Advanced Consultancy Limited  
Table II - Statement showing shareholding pattern of the Promoter and Promoter Group

Table II - Statement showing shareholding pattern of the Promoter and Promoter Group																			
	Category & Name of the shareholders	PAN	No. of shareholders	No. of fully paid up equity shares held	Partly paid up equity shares held	No. of shares underlying Depository Receipts	Total no. of shares held	Shareholding as a % of total no. of shares (calculated as per SCRR, 1957)	No. of voting rights held in each class of securities				No. of shares underlying outstanding convertible securities (including warrants)	Shareholding as a % assuming full conversion of convertible securities (as a % of diluted share capital)	No. of locked in shares		No. of shares pledged or otherwise encumbered		No. of equity shares held in dematerialised form
									No. of voting rights			Total as a % of (A+B+C)			No. (a)	As a % of total shares held (B)	No. (a)	As a % of total shares held (b)	
									Class : Equity Shares	Class : Nil	Total								
(I)	(II)		(III)	(IV)	(V)	(VI)	(VII) = (IV) + (V) + (VI)	(VIII) As a % of (A+B+C2)	(IX)				(X)	(XI) = (VII) + (X)	(XII)		(XIII)		(XIV)
1	Indian																		
(a)	Individuals / Hindu Undivided Family		NA																
	Central Government / State Government																		
	Financial institutions / banks																		
	Any other (specify)		4																
(b)	Bodies Corporate																		
	Hilltop Metals Ltd	AAACH8707J		111229	-	-	111,229	5.13%	111,229	-	111,229	5.13%	-	5.13%	-	0.00%	-	0.00%	111,229
	Hari Investments Private Ltd	AAACH0869D		20	-	-	20	0.00%	20	-	20	0.00%	-	0.00%	-	0.00%	-	0.00%	20
	Radhapriya Private Ltd	AAACR6689J		20	-	-	20	0.00%	20	-	20	0.00%	-	0.00%	-	0.00%	-	0.00%	20
	Asra Plantations LLP	ABLFA9575C		20	-	-	20	0.00%	20	-	20	0.00%	-	0.00%	-	0.00%	-	0.00%	-
	Trust and Partnership Firm		2																
	Abhishek Dalmia, on behalf of Radha Madhav Trust	AAFTA7798C		408554	-	-	408,554	18.83%	408,554	-	408,554	18.83%	-	18.83%	-	0.00%	-	0.00%	408,554
	Ajai Hari Dalmia, on behalf of Ajai Hari Dalmia Trust	AAFTA7799D		1322143	-	-	1,322,143	60.94%	1,322,143	-	1,322,143	60.94%	-	60.94%	-	0.00%	-	0.00%	1,322,143
	Sub-total (A)(1)		6	1,841,986	-	-	1,841,986	84.90%	1,841,986	-	1,841,986	84.90%	-	84.90%	-	0.00%	-	0.00%	1,841,966
2	Foreign																		
(a)	Individuals (Non-resident individuals / foreign individuals)	-		-	-	-	-	-	-	-	-	-	-	-	-	-	-	-	-
(b)	Government	-		-	-	-	-	-	-	-	-	-	-	-	-	-	-	-	-
(c)	Institutions	-		-	-	-	-	-	-	-	-	-	-	-	-	-	-	-	-
(d)	Foreign Portfolio Investor	-		-	-	-	-	-	-	-	-	-	-	-	-	-	-	-	-
(e)	Any other (specify)	-		-	-	-	-	-	-	-	-	-	-	-	-	-	-	-	-
	Sub-total (A)(2)			-	-	-	-	-	-	-	-	-	-	-	-	-	-	-	-
	Total shareholding of Promoter and Promoter Group (A) + (A)(1) + (A)(2)		6	1,841,986	-	-	1,841,986	84.90%	1,841,986	-	1,841,986	84.90%	-	84.90%	-	0.00%	-	0.00%	1,841,966

Note:

- 1 PAN would not be displayed on website of Stock Exchange(s)
- 2 The term 'encumbrance' has the same meaning as assigned under regulation 28(3) of SEBI (substantial acquisition of shares and takeovers) Regulations, 2011



Renaissance Advanced Consultancy Limited  
Table III - Statement showing shareholding pattern of the Public shareholder

Table III - Statement showing Shareholding pattern of the Public Shareholders																			
Category & Name of the shareholders	PAN	No. of shareholders	No. of fully paid up equity shares held	Partly paid up equity shares held	No. of shares underlying Depository Receipts	Total no. of shares held	Shareholding as a % of total no. of shares (calculated as per SCRR, 1957)	No. of voting rights held in each class of securities				No. of shares underlying outstanding convertible securities (including warrants)	Shareholding as a % assuming full conversion of convertible securities (as a % of diluted share capital)	No. of locked in shares		No. of shares pledged or otherwise encumbered		No. of equity shares held in dematerialised form	
								No. of voting rights			Total as a % of (A+B+C)			No. (a)	As a % of total shares held (B)	No. (a)	As a % of total shares held (b)		
								Class : Equity Shares	Class : Nil	Total									
(i)	(ii)	(iii)	(iv)	(v)	(vi)	(vii) = (iv) + (v) + (vi)	(viii) As a % of (A+B+C2)	(ix)				(x)	(xi) = (vii) + (x)	(xii)		(xiii)		(xiv)	
(1)	Institutions		-	-	-	-	0.00%	-	-	-	-	-	-	-	0.00%	-	0.00%	-	
(a)	Mutual Funds/		-	-	-	-	0.00%	-	-	-	-	-	-	-	0.00%	-	0.00%	-	
(b)	Venture Capital Funds		-	-	-	-	0.00%	-	-	-	-	-	-	-	0.00%	-	0.00%	-	
(c)	Alternate Investment Funds		-	-	-	-	0.00%	-	-	-	-	-	-	-	0.00%	-	0.00%	-	
(d)	Foreign Venture Capital Investors		-	-	-	-	0.00%	-	-	-	-	-	-	-	0.00%	-	0.00%	-	
(e)	Foreign portfolio Investors		-	-	-	-	0.00%	-	-	-	-	-	-	-	0.00%	-	0.00%	-	
(f)	Financial Institutions / Banks		-	-	-	-	0.00%	-	-	-	-	-	-	-	0.00%	-	0.00%	-	
(g)	Insurance Companies		-	-	-	-	0.00%	-	-	-	-	-	-	-	0.00%	-	0.00%	-	
(h)	Provident Funds/Pension Funds		-	-	-	-	0.00%	-	-	-	-	-	-	-	0.00%	-	0.00%	-	
(i)	Any Other (specify)		1	692	-	-	692	0.03%	692	-	692	0.03%	-	0.03%	-	0.00%	-	0.00%	692
	Sub-Total (B)(1)		1	692	-	-	692	0.03%	692	-	692	0.03%	-	0.03%	-	0.00%	-	0.00%	692
(2)	Central Government/ State Government(s)/ President of India		-	-	-	-	0.00%	-	-	-	0.00%	-	0.00%	-	0.00%	-	0.00%	-	
	Sub-Total (B)(2)		-	-	-	-	0.00%	-	-	-	0.00%	-	0.00%	-	0.00%	-	0.00%	-	
(3)	Non-institutions																		
(a)	Individuals -i. Individual shareholders holding nominal share capital in excess of Rs 2 lakh		1	20,452	-	-	20,452	0.94%	20,452	-	20,452	0.94%	-	0.94%	-	0.00%	-	0.00%	-
	ii. Individual shareholders holding nominal share capital upto Rs. 2 lakh.		838	225,903	-	-	225,903	10.41%	225,903	-	225,903	10.41%	-	10.41%	-	0.00%	-	0.00%	87,365
(b)	NBFCs registered with RBI																		
(c)	Employee Trusts																		
(d)	Overseas Depositories (holding DRs) (balancing figure)																		
(e)	Any other (Specify)																		
	Bodies Corporate		26	13,369	-	-	13,369	0.62%	13,369	-	13,369	0.62%	-	0.62%	-	0.00%	-	0.00%	6,332
	HUF		4	879	-	-	879	0.04%	879	-	879	0.04%	-	0.04%	-	0.00%	-	0.00%	694
	Non-Resident Indian (NRI)		2	218	-	-	218	0.01%	218	-	218	0.01%	-	0.01%	-	0.00%	-	0.00%	218
	Trust																		
	Chaitanya Dalmia, on behalf of Chaitanya Parivaar Trust	AAATC0515A	1	16	-	-	16	0.00%	16	-	16	0.00%	-	0.00%	-	0.00%	-	0.00%	16
	Chaitanya Dalmia, on behalf of Shri Finance	AACFS9120K	1	8	-	-	8	0.00%	8	-	8	0.00%	-	0.00%	-	0.00%	-	0.00%	8
	Saffron Agencies Limited, on behalf of Shri Hari Investment	ABEFS8112L	1	20	-	-	20	0.00%	20	-	20	0.00%	-	0.00%	-	0.00%	-	0.00%	20
	Ajai Hari Dalmia, on behalf of Shri Finance	AACFS9120K	1	60,941	-	-	60,941	2.81%	60,941	-	60,941	2.81%	-	2.81%	-	0.00%	0	0.00%	60,941
	Usha Dalmia, On behalf of Shri Finance	AACFS9120K	1	5,035	-	-	5,035	0.23%	5,035	-	5,035	0.23%	-	0.23%	-	0.00%	0	0.00%	5,035
	Sub-Total (B)(3)		876	326,841	-	-	326,841	15.06%	326,841	-	326,841	15.06%	-	15.06%	-	0.00%	-	0.00%	160,629
Note:																			
1																			
2	Total Public Shareholding (B)= (B)(1)+(B)(2)+(B)(3)		877	327,533	-	-	327,533	15.10%	327,533	-	327,533	15.10%	-	15.10%	-	0.00%	-	0.00%	161,321

Note:

- PAN would not be displayed on website of Stock Exchange(s)
- The above format needs to be disclosed along with the name of following persons: Institutions / Non institutions holding more than 1% of total number of shares






Renaissance Advanced Consultancy Limited  
Table IV - Statement showing shareholding pattern of the Non-promoter - Non-public shareholder

Category & Name of the shareholders	No. of shareholders	No. of fully paid up equity shares held	Partly paid up equity shares held	No. of shares underlying Depository Receipts	Total no. of shares held	Shareholding as a % of total no. of shares (calculated as per SCRR, 1957)	No. of voting rights held in each class of securities				No. of shares underlying outstanding convertible securities (including warrants)	Shareholding as a % assuming full conversion of convertible securities (as a % of diluted share capital)	No. of locked in shares		No. of shares pledged or otherwise encumbered		No. of equity shares held in dematerialised form	
							No. of voting rights			Total as a % of (A+B+C)			No. (a)	As a % of total shares held (B)	No. (a)	As a % of total shares held (b)		
							Class e.g. X	Class e.g. Y	Total									
(I)	(II)	(III)	(IV)	(V)	(VI)	(VII) = (IV) + (V) + (VI)	(VIII) As a % of (A+B+C2)	(IX)				(X)	(XI) = (VII) + (X)	(XII)		(XIII)		(XIV)
1	Custodian / DR holder																	
2	Employee Benefit Trust (under SEBI (Share based Employee Benefit) Regulations, 2014																	
	Total Non-promoter Non-public shareholding (C)= (C)(1)+(C)(2)																	

Note:

- 1 PAN would not be displayed on website of Stock Exchange(s)
- 2 The above format needs to be disclosed along with the name of all holders holding more than 1% of total number of shares
- 3 W.r.t. the information pertaining to Depository Receipts, the same may be disclosed in the respective column to the extent information available

For Renaissance Advanced Consultancy Limited

  
Authorised Signatory

Renaissance Corporate Consultants Limited				
Shareholding pattern under Regulation 31 of SEBI (Listing Obligations and Disclosure Requirements) Regulations, 2015				
1	Name of entity: Renaissance Corporate Consultants Limited			
2	Scrip code/Name of Scrip/Class of Security: NA			
3	Shareholding pattern filed under: Reg. 31(1)(a) / Reg. 31(1)(b) / Reg. 31(1)(c)			
	a.	If under Reg 31(1)(b) then indicate the report as on October 31, 2021		
	b.	If under Reg 31(1)(c) then indicate date of allotment / extinguishment - N.A.		
4	Declaration: The Listed entity is required to submit the following declaration to the extent of submission of information: -			
			Yes*	No*
		Particulars		
1		Whether the Listed Entity has issued any partly paid up shares?	-	No
2		Whether the Listed Entity has issued any Convertible Securities or Warrants?	-	No
3		Whether the Listed Entity has any shares against which depository receipts are issued?	-	No
4		Whether the Listed Entity has any shares in locked-in?	-	No
5		Whether any shares held by promoters are pledge or otherwise encumbered?	-	No
<p>* If the Listed Entity selects the option 'No' for the questions above, the columns for the partly paid up shares, Outstanding Convertible Securities / Warrants, depository receipts, locked-in-shares, No. of shares pledged or otherwise encumbered by promoters, as applicable, shall not be displayed at the time of dissemination on the Stock Exchange website. Also whether there is 'No' declared by Listed Entity in above table the values will be considered as 'Zero' by default on submission of the format of holding of specified securities.</p>				

For Renaissance Corporate Consultants Limited

  
Authorised Signatory



Renaissance Corporate Consultants Limited  
Table I - Summary Statement holding of specified securities

Table I - Summary Statement holding of specified securities																		
Category	Category of shareholder	No. of shareholders	No. of fully paid up equity shares held	No. of partly paid up equity shares held	No. of shares underlying Depository Receipts	Total no. of shares held	Shareholding as a % of total no. of shares (calculated as per SCRR, 1957)	No. of voting rights held in each class of securities				No. of shares underlying outstanding convertible securities (including warrants)	Shareholding as a % assuming full conversion of convertible securities (as a % of diluted share capital)	No. of locked in shares		No. of shares pledged or otherwise encumbered		No. of equity shares held in dematerialised form
								No. of voting rights			Total as a % of (A+B+C)			No. (a)	As a % of total shares held (B)	No. (a)	As a % of total shares held (b)	
								Class : Equity Shares	Class : NIL	Total								
(I)	(II)	(III)	(IV)	(V)	(VI)	(VII) = (IV) + (V) + (VI)	(VIII) As a % of (A+B+C2)	(IX)				(X)	(XI) = (VII) + (X)	(XII)		(XIII)		(XIV)
(A)	Promoter & Promoter Group	7	1,000	-	-	1,000	100.00%	1,000	-	1,000	100.00%	-	100.00%	-	0.00%	-	0.00%	1,000
(B)	Public	-	-	-	-	-	0.00%	-	-	-	0.00%	-	0.00%	-	0.00%	-	0.00%	-
(C)	Non-promoter - Non-public	-	-	-	-	-	0.00%	-	-	-	0.00%	-	0.00%	-	0.00%	-	0.00%	-
(C1)	Shares underlying DRs	-	-	-	-	-	0.00%	-	-	-	0.00%	-	0.00%	-	0.00%	-	0.00%	-
(C2)	Shares held by Employee Trust	-	-	-	-	-	0.00%	-	-	-	0.00%	-	0.00%	-	0.00%	-	0.00%	-
	Total	7	1,000	-	-	1,000	100.00%	1,000	-	1,000	100.00%	-	100.00%	-	0.00%	-	0.00%	1,000



Table II - Statement showing shareholding pattern of the Promoter and Promoter Group

Table II - Statement showing shareholding pattern of the Promoter and Promoter Group																			
(i)	Category & Name of the shareholders	PAN	No. of shareholders	No. of fully paid up equity shares held	Partly paid up equity shares held	No. of shares underlying Depository Receipts	Total no. of shares held	Shareholding as a % of total no. of shares (calculated as per SCRR, 1957)	No. of voting rights held in each class of securities				No. of shares underlying outstanding convertible securities (including warrants)	Shareholding as a % assuming full conversion of convertible securities (as a % of diluted share capital)	No. of locked in shares		No. of shares pledged or otherwise encumbered		No. of equity shares held in dematerialised form
									No. of voting rights			Total as a % of (A+B+C)			No. (a)	As a % of total shares held (B)	No. (a)	As a % of total shares held (b)	
									Class : Equity Shares	Class : NIL	Total								
(i)	(ii)		(iii)	(iv)	(v)	(vi)	(vii) = (iv) + (v) + (vi)	(viii) As a % of (A+B+C2)	(ix)				(x)	(xi) = (vii) + (x)	(xii)		(xiii)		(xiv)
1	Indian																		
(a)	Individuals / Hindu Undivided Family		7																
	Abhishek Dalmia	AADPD6742K		500	-	-	500	50.00%	500	-	500	50.00%	-	50.00%	-	0.00%	0	0.00%	500
	Deepali Dalmia	AAPD5262Q		495	-	-	495	49.50%	495	-	495	49.50%	-	49.50%	-	0.00%	0	0.00%	495
	V V SUBRAMANIAN	AICPS2502B		1	-	-	1	0.10%	1	-	1	0.10%	-	0.10%	-	0.00%	0	0.00%	1
	HARI SHANKAR DAVEY	AAWPH4773K		1	-	-	1	0.10%	1	-	1	0.10%	-	0.10%	-	0.00%	0	0.00%	1
	K MAHESWARAN	AZ8PM3483B		1	-	-	1	0.10%	1	-	1	0.10%	-	0.10%	-	0.00%	0	0.00%	1
	V. KATHIRESAN	COHPK3157B		1	-	-	1	0.10%	1	-	1	0.10%	-	0.10%	-	0.00%	0	0.00%	1
	K. THIRUMOORTHY	ALEPT3679F		1	-	-	1	0.10%	1	-	1	0.10%	-	0.10%	-	0.00%	0	0.00%	1
(b)	Central Government / State Government	NA																	
(c)	Financial institutions / banks																		
(d)	Any other (specify)																		
	Bodies Corporate																		
	Sub-total (A)(1)		7	1,000	-	-	1,000	100.00%	1,000	-	1,000	100.00%	-	100.00%	-	0.00%	-	0.00%	1,000
2	Foreign																		
(a)	Individuals (Non-resident individuals / foreign individuals)	-		-	-	-	-	-	-	-	-	-	-	0.00%	-	-	-	-	
(b)	Government	-		-	-	-	-	-	-	-	-	-	-	0.00%	-	-	-	-	
(c)	Institutions	-		-	-	-	-	-	-	-	-	-	-	0.00%	-	-	-	-	
(d)	Foreign Portfolio Investor	-		-	-	-	-	-	-	-	-	-	-	0.00%	-	-	-	-	
(e)	Any other (specify)	-		-	-	-	-	-	-	-	-	-	-	0.00%	-	-	-	-	
	Sub-total (A)(2)			-	-	-	-	-	-	-	-	-	-	0.00%	-	-	-	-	
	Total shareholding of Promoter and Promoter Group (A) = (A)(1) + (A)(2)		7	1,000	-	-	1,000	100.00%	1,000	-	1,000	100.00%	-	100.00%	-	0.00%	-	0.00%	1,000

Note:

- 1 PAN would not be displayed on website of Stock Exchange(s)
- 2 The term 'encumbrance' has the same meaning as assigned under regulation 28(3) of SEBI (substantial acquisition of shares and takeovers) Regulations, 2011





Renaissance Corporate Consultants Limited  
Table III - Statement showing shareholding pattern of the Public shareholder

Table III - Statement showing shareholding pattern of the Public shareholder																			
(I)	Category & Name of the shareholders	PAN	No. of shareholders	No. of fully paid up equity shares held	Partly paid up equity shares held	No. of shares underlying Depository Receipts	Total no. of shares held	Shareholding as a % of total no. of shares (calculated as per SCRR, 1957)	No. of voting rights held in each class of securities				No. of shares underlying outstanding convertible securities (including warrants)	Shareholding as a % assuming full conversion of convertible securities (as a % of diluted share capital)	No. of locked in shares		No. of shares pledged or otherwise encumbered		No. of equity shares held in dematerialised form
									No. of voting rights			Total as a % of (A+B+C)			No. (a)	As a % of total shares held (B)	No. (a)	As a % of total shares held (b)	
									Class : Equity Shares	Class : NIL	Total								
(I)	(II)	(III)		(IV)	(V)	(VI)	(VII) = (IV) + (V) + (VI)	(VIII) As a % of (A+B+C2)	(IX)				(X)	(XI) = (VII) + (X)	(XII)		(XIII)		(XIV)
(1)	Institutions		-	-	-	-	-	0.00%	-	-	-	-	-	0.00%	-	0.00%	-	0.00%	-
(a)	Mutual Funds/		-	-	-	-	-	0.00%	-	-	-	-	-	0.00%	-	0.00%	-	0.00%	-
(b)	Venture Capital Funds		-	-	-	-	-	0.00%	-	-	-	-	-	0.00%	-	0.00%	-	0.00%	-
(c)	Alternate Investment Funds		-	-	-	-	-	0.00%	-	-	-	-	-	0.00%	-	0.00%	-	0.00%	-
(d)	Foreign Venture Capital Investors		-	-	-	-	-	0.00%	-	-	-	-	-	0.00%	-	0.00%	-	0.00%	-
(e)	Foreign portfolio Investors		-	-	-	-	-	0.00%	-	-	-	-	-	0.00%	-	0.00%	-	0.00%	-
(f)	Financial Institutions / Banks		-	-	-	-	-	0.00%	-	-	-	-	-	0.00%	-	0.00%	-	0.00%	-
(g)	Insurance Companies		-	-	-	-	-	0.00%	-	-	-	-	-	0.00%	-	0.00%	-	0.00%	-
(h)	Provident Funds/Pension Funds		-	-	-	-	-	0.00%	-	-	-	-	-	0.00%	-	0.00%	-	0.00%	-
(i)	Any Other (specify)		-	-	-	-	-	0.00%	-	-	-	-	-	0.00%	-	0.00%	-	0.00%	-
	Sub-Total (B)(1)		-	-	-	-	-	0.00%	-	-	-	0.00%	-	0.00%	-	0.00%	-	0.00%	-
(2)	Central Government/ State Government(s)/ President of India		-	-	-	-	-	0.00%	-	-	-	0.00%	-	0.00%	-	0.00%	-	0.00%	-
	Sub-Total (B)(2)		-	-	-	-	-	0.00%	-	-	-	0.00%	-	0.00%	-	0.00%	-	0.00%	-
(3)	Non-institutions																		
(a)	Individuals -i. Individual shareholders holding nominal share capital upto Rs 2 lakh		-	-	-	-	-	0.00%	-	-	-	0.00%	-	0.00%	-	0.00%	-	0.00%	-
	ii. Individual shareholders holding nominal share capital in excess of Rs. 2 lakh.		-	-	-	-	-	0.00%	-	-	-	0.00%	-	0.00%	-	0.00%	-	0.00%	-
(b)	NBFCs registered with RBI																		
(c)	Employee Trusts																		
(d)	Overseas Depositories (holding DRs) (balancing figure)																		
(e)	Any other (Specify)																		
	Sub-Total(B)(3)		-	-	-	-	-	0.00%	-	-	-	0.00%	-	0.00%	-	0.00%	-	0.00%	-
	Total Public Shareholding (B)= (B)(1)+(B)(2)+(B)(3)		-	-	-	-	-	0.00%	-	-	-	0.00%	-	0.00%	-	0.00%	-	0.00%	-

Note:

- 1 PAN would not be displayed on website of Stock Exchange(s)
- 2 The above format needs to be disclosed along with the name of following persons: Institutions / Non institutions holding more than 1% of total number of shares



**Renaissance Corporate Consultants Limited**  
**Table IV - Statement showing shareholding pattern of the Non-promoter - Non-public shareholder**

	Category & Name of the shareholders	No. of shareholders	No. of fully paid up equity shares held	Partly paid up equity shares held	No. of shares underlying Depository Receipts	Total no. of shares held	Shareholding as a % of total no. of shares (calculated as per SCRR, 1957)	No. of voting rights held in each class of securities				No. of shares underlying outstanding convertible securities (including warrants)	Shareholding as a % assuming full conversion of convertible securities (as a % of diluted share capital)	No. of locked in shares		No. of shares pledged or otherwise encumbered		No. of equity shares held in dematerialised form
								No. of voting rights			Total as a % of (A+B+C)			No. (a)	As a % of total shares held (B)	No. (a)	As a % of total shares held (b)	
								Class e.g. X	Class e.g. Y	Total								
(I)	(II)	(III)	(IV)	(V)	(VI)	(VII) = (IV) + (V) + (VI)	(VIII) As a % of (A+B+C2)	(IX)				(X)	(XI) = (VII) + (X)	(XII)		(XIII)		(XIV)
1	Custodian / DR holder																	
2	Employee Benefit Trust (under SEBI (Share based Employee Benefit) Regulations, 2014																	
	Total Non-promoter Non-public shareholding (C)= (C)(1)+(C)(2)																	

Note:

- 1 PAN would not be displayed on website of Stock Exchange(s)
- 2 The above format needs to be disclosed along with the name of all holders holding more than 1% of total number of shares
- 3 W.r.t. the information pertaining to Depository Receipts, the same may be disclosed in the respective column to the extent information available


For Renaissance Corporate Consultants Limited

  
 Authorised Signatory



Renaissance Consultancy Services Limited			
Shareholding pattern under Regulation 31 of SEBI (Listing Obligations and Disclosure Requirements) Regulations, 2015			
1	Name of entity: Renaissance Consultancy Services Limited		
2	Scrip code/Name of Scrip/Class of Security: NA		
3	Shareholding pattern filed under: Reg. 31(1)(a) / Reg. 31(1)(b) / Reg. 31(1)(c)		
	a.	If under Reg 31(1)(b) then indicate the report as on October 31, 2021	
	b.	If under Reg 31(1)(c) then indicate date of allotment / extinguishment - N.A.	
4	Declaration: The Listed entity is required to submit the following declaration to the extent of submission of information: -		
		<b>Particulars</b>	<b>Yes*</b> <b>No*</b>
1		Whether the Listed Entity has issued any partly paid up shares?	-      No
2		Whether the Listed Entity has issued any Convertible Securities or Warrants?	-      No
3		Whether the Listed Entity has any shares against which depository receipts are issued?	-      No
4		Whether the Listed Entity has any shares in locked-in?	-      No
5		Whether any shares held by promoters are pledge or otherwise encumbered?	-      No
<p>* If the Listed Entity selects the option 'No' for the questions above, the columns for the partly paid up shares, Outstanding Convertible Securities / Warrants, depository receipts, locked-in-shares, No. of shares pledged or otherwise encumbered by promoters, as applicable, shall not be displayed at the time of dissemination on the Stock Exchange website. Also whether there is 'No' declared by Listed Entity in above table the values will be considered as 'Zero' by default on submission of the format of holding of specified securities.</p>			

For Renaissance Consultancy Services Limited

  
Authorised Signatory

Renaissance Consultancy Services Limited  
Table I - Summary Statement holding of specified securities

Table I - Summary Statement holding of specified securities																		
Category	Category of shareholder	No. of shareholders	No. of fully paid up equity shares held	No. of partly paid up equity shares held	No. of shares underlying Depository Receipts	Total no. of shares held	Shareholding as a % of total no. of shares (calculated as per SCRR, 1957)	No. of voting rights held in each class of securities				No. of shares underlying outstanding convertible securities (including warrants)	Shareholding as a % assuming full conversion of convertible securities (as a % of diluted share capital)	No. of locked in shares		No. of shares pledged or otherwise encumbered		No. of equity shares held in dematerialised form
								No. of voting rights			Total as a % of (A+B+C)			No. (a)	As a % of total shares held (B)	No. (a)	As a % of total shares held (b)	
								Class : Equity Shares	Class : NIL	Total								
(I)	(II)	(III)	(IV)	(V)	(VI)	(VII) = (IV) + (V) + (VI)	(VIII) As a % of (A+B+C2)	(IX)				(X)	(XI) = (VII) + (X)	(XII)		(XIII)		(XIV)
(A)	Promoter & Promoter Group	7	1,000	-	-	1,000	100.00%	1,000	-	1,000	100.00%	-	100.00%	-	0.00%	-	0.00%	1,000
(B)	Public	-	-	-	-	-	0.00%	-	-	-	0.00%	-	0.00%	-	0.00%	-	0.00%	-
(C)	Non-promoter - Non-public	-	-	-	-	-	0.00%	-	-	-	0.00%	-	0.00%	-	0.00%	-	0.00%	-
(C1)	Shares underlying DRs	-	-	-	-	-	0.00%	-	-	-	0.00%	-	0.00%	-	0.00%	-	0.00%	-
(C2)	Shares held by Employee Trust	-	-	-	-	-	0.00%	-	-	-	0.00%	-	0.00%	-	0.00%	-	0.00%	-
	Total	7	1,000	-	-	1,000	100.00%	1,000	-	1,000	100.00%	-	100.00%	-	0.00%	-	0.00%	1,000





Renaissance Consultancy Services Limited

Table II - Statement showing shareholding pattern of the Promoter and Promoter Group

	Category & Name of the shareholders	PAN	No. of shareholders	No. of fully paid up equity shares held	Partly paid up equity shares held	No. of shares underlying Depository Receipts	Total no. of shares held	Shareholding as a % of total no. of shares (calculated as per SCRR, 1957)	No. of voting rights held in each class of securities				No. of shares underlying outstanding convertible securities (including warrants)	Shareholding as a % assuming full conversion of convertible securities (as a % of diluted share capital)	No. of locked in shares		No. of shares pledged or otherwise encumbered		No. of equity shares held in dematerialised form
									No. of voting rights			Total as a % of (A+B+C)			No. (a)	As a % of total shares held (b)	No. (a)	As a % of total shares held (b)	
									Class : Equity Shares	Class : NIL	Total								
(i)	(ii)		(iii)	(iv)	(v)	(vi)	(vii) = (iv) + (v) + (vi)	(viii) As a % of (A+B+C2)	(ix)				(x)	(xi) = (viii) + (x)	(xii)		(xiii)		(xiv)
1	Indian																		
(a)	Individuals / Hindu Undivided Family		5																
	Ajai Hari Dalmia	AADPD6743J		501	-	-	501	50.10%	501	-	501	50.10%	-	50.10%	-	0.00%	0	0.00%	501
	Abhishek Dalmia	AADPD6742K		494	-	-	494	49.40%	494	-	494	49.40%	-	49.40%	-	0.00%	0	0.00%	494
	Deepali Dalmia	AADPD5262Q		1	-	-	1	0.10%	1	-	1	0.10%	-	0.10%	-	0.00%	0	0.00%	1
	Digvijay Kumar Choudhary	AJYPC1863A		1	-	-	1	0.10%	1	-	1	0.10%	-	0.10%	-	0.00%	0	0.00%	1
	Surendra Singh	ATFPS1802A		1	-	-	1	0.10%	1	-	1	0.10%	-	0.10%	-	0.00%	0	0.00%	1
(b)	Central Government / State Government	NA																	
(c)	Financial institutions / banks																		
(d)	Any other (specify)		2																
	Bodies Corporate																		
	Hari Investment Private Limited	AAACH0869D		1	-	-	1	0.10%	1	-	1	0.10%	-	0.10%	-	0.00%	-	0.00%	1
	Renaissance Advanced Consultancy Limited	AAHCR0382C		1	-	-	1	0.10%	1	-	1	0.10%	-	0.10%	-	0.00%	-	0.00%	1
	Sub-total (A)(1)		7	1,000	-	-	1,000	100.00%	1,000	-	1,000	100.00%	-	100.00%	-	0.00%	-	0.00%	1,000
2	Foreign																		
(a)	Individuals (Non-resident individuals / foreign individuals)	-	-	-	-	-	-	-	-	-	-	-	-	0.00%	-	-	-	-	
(b)	Government	-	-	-	-	-	-	-	-	-	-	-	-	0.00%	-	-	-	-	
(c)	Institutions	-	-	-	-	-	-	-	-	-	-	-	-	0.00%	-	-	-	-	
(d)	Foreign Portfolio Investor	-	-	-	-	-	-	-	-	-	-	-	-	0.00%	-	-	-	-	
(e)	Any other (specify)	-	-	-	-	-	-	-	-	-	-	-	-	0.00%	-	-	-	-	
	Sub-total (A)(2)		-	-	-	-	-	-	-	-	-	-	-	0.00%	-	-	-	-	
	Total shareholding of Promoter and Promoter Group (A) = (A)(1) + (A)(2)		7	1,000	-	-	1,000	100.00%	1,000	-	1,000	100.00%	-	100.00%	-	0.00%	-	0.00%	1,000

Note:

- PAN would not be displayed on website of Stock Exchange(s)
- The term 'encumbrance' has the same meaning as assigned under regulation 28(3) of SEBI (substantial acquisition of shares and takeovers) Regulations, 2011



**Renaissance Consultancy Services Limited**  
**Table III - Statement showing shareholding pattern of the Public shareholder**

Table III - Statement showing shareholding pattern of the Public shareholder																			
(I)	Category & Name of the shareholders	PAN	No. of shareholders	No. of fully paid up equity shares held	Partly paid up equity shares held	No. of shares underlying Depository Receipts	Total no. of shares held	Shareholding as a % of total no. of shares (calculated as per SCRR, 1957)	No. of voting rights held in each class of securities				No. of shares underlying outstanding convertible securities (including warrants)	Shareholding as a % assuming full conversion of convertible securities (as a % of diluted share capital)	No. of locked in shares		No. of shares pledged or otherwise encumbered		No. of equity shares held in dematerialised form
									No. of voting rights			Total as a % of (A+B+C)			No. (a)	As a % of total shares held (B)	No. (a)	As a % of total shares held (b)	
									Class : Equity Shares	Class : NIL	Total								
(I)	(II)	(III)		(IV)	(V)	(VI)	(VII) = (IV) + (V) + (VI)	(VIII) As a % of (A+B+C2)	(IX)				(X)	(XI) = (VII) + (X)	(XII)		(XIII)		(XIV)
(1)	Institutions		-	-	-	-	-	0.00%	-	-	-	-	-	0.00%	-	0.00%	-	0.00%	-
(a)	Mutual Funds/		-	-	-	-	-	0.00%	-	-	-	-	-	0.00%	-	0.00%	-	0.00%	-
(b)	Venture Capital Funds		-	-	-	-	-	0.00%	-	-	-	-	-	0.00%	-	0.00%	-	0.00%	-
(c)	Alternate Investment Funds		-	-	-	-	-	0.00%	-	-	-	-	-	0.00%	-	0.00%	-	0.00%	-
(d)	Foreign Venture Capital Investors		-	-	-	-	-	0.00%	-	-	-	-	-	0.00%	-	0.00%	-	0.00%	-
(e)	Foreign portfolio Investors		-	-	-	-	-	0.00%	-	-	-	-	-	0.00%	-	0.00%	-	0.00%	-
(f)	Financial Institutions / Banks		-	-	-	-	-	0.00%	-	-	-	-	-	0.00%	-	0.00%	-	0.00%	-
(g)	Insurance Companies		-	-	-	-	-	0.00%	-	-	-	-	-	0.00%	-	0.00%	-	0.00%	-
(h)	Provident Funds/Pension Funds		-	-	-	-	-	0.00%	-	-	-	-	-	0.00%	-	0.00%	-	0.00%	-
(i)	Any Other (specify)		-	-	-	-	-	0.00%	-	-	-	-	-	0.00%	-	0.00%	-	0.00%	-
	Sub-Total (B)(1)		-	-	-	-	-	0.00%	-	-	-	0.00%	-	0.00%	-	0.00%	-	0.00%	-
(2)	Central Government/ State Government(s)/ President of India		-	-	-	-	-	0.00%	-	-	-	0.00%	-	0.00%	-	0.00%	-	0.00%	-
	Sub-Total (B)(2)		-	-	-	-	-	0.00%	-	-	-	0.00%	-	0.00%	-	0.00%	-	0.00%	-
(3)	Non-institutions																		
(a)	Individuals -i. Individual shareholders holding nominal share capital upto Rs 2 lakh		-	-	-	-	-	0.00%	-	-	-	0.00%	-	0.00%	-	0.00%	-	0.00%	-
	ii. Individual shareholders holding nominal share capital in excess of Rs. 2 lakh.		-	-	-	-	-	0.00%	-	-	-	0.00%	-	0.00%	-	0.00%	-	0.00%	-
(b)	NBFCs registered with RBI																		
(c)	Employee Trusts																		
(d)	Overseas Depositories (holding DRs) (balancing figure)																		
(e)	Any other (Specify)																		
	Sub-Total(B)(3)		-	-	-	-	-	0.00%	-	-	-	0.00%	-	0.00%	-	0.00%	-	0.00%	-
	Total Public Shareholding (B)= (B)(1)+(B)(2)+B(3)		-	-	-	-	-	0.00%	-	-	-	0.00%	-	0.00%	-	0.00%	-	0.00%	-

Note:

- 1 PAN would not be displayed on website of Stock Exchange(s)
- 2 The above format needs to be disclosed along with the name of following persons: Institutions / Non institutions holding more than 1% of total number of shares





Renaissance Consultancy Services Limited  
Table IV - Statement showing shareholding pattern of the Non-promoter - Non-public shareholder

Table IV - Statement showing shareholding pattern of the non-promoter - Non-public shareholder																		
Category & Name of the shareholders	No. of shareholders	No. of fully paid up equity shares held	Partly paid up equity shares held	No. of shares underlying Depository Receipts	Total no. of shares held	Shareholding as a % of total no. of shares (calculated as per SCRR, 1957)	No. of voting rights held in each class of securities				No. of shares underlying outstanding convertible securities (including warrants)	Shareholding as a % assuming full conversion of convertible securities (as a % of diluted share capital)	No. of locked in shares		No. of shares pledged or otherwise encumbered		No. of equity shares held in dematerialised form	
							No. of voting rights			Total as a % of (A+B+C)			No. (a)	As a % of total shares held (B)	No. (a)	As a % of total shares held (b)		
							Class e.g. X	Class e.g. Y	Total									
(I)	(II)	(III)	(IV)	(V)	(VI)	(VII) = (IV) + (V) + (VI)	(VIII) As a % of (A+B+C2)	(IX)				(X)	(XI) = (VII) + (X)	(XII)		(XIII)		(XIV)
1	Custodian / DR holder																	
2	Employee Benefit Trust (under SEBI (Share based Employee Benefit) Regulations, 2014																	
	Total Non-promoter Non-public shareholding (C) = (C)(1)+(C)(2)																	

Note:

- 1 PAN would not be displayed on website of Stock Exchange(s)
- 2 The above format needs to be disclosed along with the name of all holders holding more than 1% of total number of shares
- 3 W.r.t. the information pertaining to Depository Receipts, the same may be disclosed in the respective column to the extent information available

For Renaissance Consultancy Services Limited

  
Authorised Signatory

**Revathi Equipment Limited**

Shareholding pattern under Regulation 31 of SEBI (Listing Obligations and Disclosure Requirements) Regulations, 2015

1. Name of Listed Entity:

Revathi Equipment Limited

2. Scrip Code/Name of Scrip/Class of Security

REVATHI / INE617A01013

3. Share Holding Pattern Filed under: Reg. 31(1)(a)/Reg. 31(1)(b)/Reg.31(1)(c)

a. If under 31(1)(b) then indicate the report for Quarter ending

29-Oct-21

b. If under 31(1)(c) then indicate date of allotment/extinguishment

NA

4. Declaration:

	Particulars	Yes*	No*
1	Whether the Listed Entity has issued any partly paid up shares?		No
2	Whether the Listed Entity has issued any Convertible Securities or Warrants?		No
3	Whether the Listed Entity has any shares against which depository receipts are issued?		No
4	Whether the Listed Entity has any shares in locked-in?		No
5	Whether any shares held by promoters are pledge or otherwise encumbered?		No

\*If the Listed Entity selects the option 'No' for the questions above, the columns for the partly paid up shares, Outstanding Convertible Securities/Warrants, depository receipts, locked-in shares, No of shares pledged or otherwise encumbered by promoters, as applicable, shall not be displayed at the time of dissemination on the Stock Exchange website. Also wherever there is 'No' declared by Listed Entity in above table the values will be considered as 'Zero' by default on submission of the format of holding of specified securities.

**For Revathi Equipment Limited**  
**K. Maheswaran**  
**Company Secretary**



Table I - Summary Statement holding of specified securities

Category	Category of Shareholder	Number of Shareholders	No. of fully paid up equity shares held	Partly paid-up equity shares held	Nos. of shares underlying Depository Receipts	Total number of shares held	Shareholding % calculated as per SCRR, 1957 As a % of (A+B+C2)	Number of Voting Rights held in each class of securities (IX)				No. of Shares Underlying Outstanding convertible securities (including Warrants)	Shareholding , as a % assuming full conversion of convertible securities ( as a percentage of diluted share capital)	Number of Locked in shares		Shares Pledged of otherwise encumbered		Number of equity shares held in dematerialized form
								No of Voting Rights share has 1 vote		Total as a % of Total Voting rights	No. (a)			As a % of total Shares held	No. (a)	As a % of total Shares held		
								Class X	Class Y								Total	
(I)	(II)	(III)	(IV)	(V)	(VI)	(VII = IV+V+VI)	(VIII)	Class X	Class Y	Total		(X)	(XI) = (VII)+(X) as a % of A+B+C2	(XII)		(XIII)		(XIV)
(A)	Promoter and Promoter Group	3	2225954	0	0	2225954	72.579	2225954		2225954	72.58%	0	72.579	0	0.000	0	0.000	2225954
(B)	Public	5677	840989	0	0	840989	27.421	840989		840989	27.42%	0	27.421	0	0.000	0	0.000	797882
(C)	Non Promoter-Non Public																	
(C1)	Shares underlying DRs																	
(C2)	Shares held by Employee Trusts																	
	Total	5680	3066943	0	0	3066943	100.000	3066943	0	3066943	1.000	0	100.000	0	0.000	0	0.000	3023836



Table II - Statement showing shareholding pattern of the Promoter and Promoter Group

Table II - Statement showing shareholding pattern of the Promoter and Promoter Group																			
S.NO	Category & Name of Shareholder	PAN	Number of Shareholders	No. of fully paid up equity shares held	Partly paid-up equity shares held	Nos. of shares underlying Depository Receipts	Total number of shares held	Shareholding % calculated as per SCRR, 1957 As a % of (A+B+C2)	Number of Voting Rights held in each class of securities (IX)			No. of Shares Underlying Outstanding convertible securities (including Warrants)	Shareholding , as a % assuming full conversion of convertible securities ( as a percentage of diluted share capital)	Number of Locked in shares		Shares Pledged of otherwise encumbered		Number of equity shares held in dematerialized form	
									No of Voting Rights share has 1 vote	Each	Total as a % of Total Voting rights			No. (a)	As a % of total Shares held (b)	No. (a)	As a % of total Shares held (b)		
	(I)	(II)	(III)	(IV)	(V)	(VI)	(VII = IV+V+VI)	(VIII)	Class X	Class Y	Total		(X)	(XI) = (VII)+(X) as a % of A+B+C2	(XII)		(XIII)		(XIV)
(A)	Shareholding of Promoter and Promoter Group <sup>2</sup>																		
1	Indian																		
(a)	Individuals/ Hindu Undivided Family																		
			1	1	0		1	0.000	1		1	0.000	0	0.000	0	0.000	0	0.000	1
	HARIVANSH DALMIA	BWWPD9542B	1	1	0		1	0.000	1		1	0.000	0	0.000	0	0.000	0	0.000	1
(b)	Central Government/ State Government(s)																		
(c)	Financial Institutions/ Banks		0	0	0		0	0.000	0		0	0.000	0	0.000	0	0.000	0	0.000	0
(d)	Any Others(Specify)																		
	Bodies Corporate		2	2225953	0		2225953	72.579	2225953		2225953	72.579	0	72.579	0	0.000	0	0.000	2225953
	Renaissance Stocks Ltd	AAECR2019M	1	457000			457000	14.901	457000		457000	14.901	0	14.901	0	0.000	0	0.000	457000
	Renaissance Advanced Consultancy L	AAHCR0382C	1	1768953			1768953	57.678	1768953		1768953	57.678	0	57.678	0	0.000	0	0.000	1768953
	Sub Total(A){1}		3	2225954	0	0	2225954	72.579	2225954		2225954	72.579	0	72.579	0	0.000	0	0.000	2225954
2	Foreign																		
a	Individuals (Non-Residents Individuals/ Foreign Individuals)																		
b	Government																		
c	Institutions																		
d	Foreign Portfolio Investor																		
e	Any Others(Specify)																		
	Sub Total(A){2}		0	0	0	0	0	0.000	0	0	0	0.000	0	0.000	0	0.000	0	0.000	0
	Total Shareholding of Promoter and Promoter Group (A)= (A){1}+(A){2}		3	2225954	0	0	2225954	72.579	2225954		2225954	72.579	0	72.579	0	0.000	0	0.000	2225954





Table III - Statement showing shareholding pattern of the Public Shareholder

Table III - Statement showing shareholding pattern of the Public Shareholder																		
Category & Name of Shareholders	PAN	Number of Shareholders	No. of fully paid up equity shares held	Partly paid-up equity shares held	Nos. of shares underlying Depository Receipts	Total number of shares held	Shareholding % calculated as per SCRR, 1957 As a % of (A+B+C2)	Number of Voting Rights held in each class of securities (X)			No. of Shares Underlying Outstanding convertible securities (including Warrants)	Shareholding, as a % assuming full conversion of convertible securities ( as a percentage of diluted share capital)	Number of Locked in shares		Shares Pledged of otherwise encumbered		Number of equity shares held in dematerialized form	
								No of Voting Rights has 1 vote	Each share	Total as a % of Total Voting rights			No. (a)	As a % of total Shares held (b)	No. (a)	As a % of total Shares held (b)		
(I)	(II)	(III)	(IV)	(V)	(VI)	(VII = IV+V+VI)	(VIII)	Class X	Class Y	Total		(X)	(XI) = (VII)+(X) as a % of A+B+C2	(XII)		(XIII)		(XIV)
(1) Institutions																		
(a) Mutual Funds/																		
(b) Venture Capital Funds																		
(c) Alternate Investment Funds																		
(d) Foreign Venture Capital Investors																		
(e) Foreign portfolio Investors																		
(f) Financial Institutions / Banks		1	100	0		100	0.003	100		100	0.003	0	0.003	0	0.000	0	0.000	100
(g) Insurance Companies																		
(h) Provident Funds/Pension Funds																		
(i) Any Other (specify)																		
Sub-Total (B)(1)		1	100	0	0	100	0.003	100		100	0.003	0	0.003	0	0.000	0	0.000	100
(2) Central Government/ State Government(s)/ President of India																		
Sub-Total (B)(2)		0	0	0	0	0	0.000	0	0	0	0.000	0	0.000	0	0.0000	0	0.000	0
(3) Non-institutions																		
(a) Individuals -i. Individual shareholders holding nominal share capital up to Rs 2 lakh		5329	671243	0		671243	21.886	671243		671243	21.886	0	21.886	0	0.000	0	0.000	628433
ii. Individual shareholders holding nominal share capital in excess of Rs. 2 lakh.		2	80122	0		80122	2.612	80122		80122	2.612	0	2.612	0	0.000	0	0.000	80122
SUDHIR CHUKKAPALLI	ADXP2947C	1	34922			34922	1.139	34922		34922	1.139	0	1.139	0		0	0.000	34922
DIPAK KANAYALAL SHAH	AVEP54654B	1	45200			45200	1.474	45200		45200	1.474	0	1.474	0		0	0.000	45200
(b) NBFCs registered with RBI																		
(c) Employee Trusts																		
(d) Overseas Depositories (holding DRs) (balancing figure)																		
(e) Any other (Specify)																		
Bodies Corporate		55	26119	0		26119	0.852	26119		26119	0.852	0	0.852	0	0.000	0	0.000	25954
Trusts		1	5	0		5	0.000	5		5	0.000	0	0.000	0	0.000	0	0.000	5
Non Resident Indians - Non Repatriable		38	7992	0		7992	0.261	7992		7992	0.261	0	0.261	0	0.000	0	0.000	7992
Non Resident Indians - Repatriable		29	8997	0		8997	0.293	8997		8997	0.293	0	0.293	0	0.000	0	0.000	8865
Clearing Members		20	3175	0		3175	0.104	3175		3175	0.104	0	0.104	0	0.000	0	0.000	3175
Hindu Undivided Families		201	42627	0		42627	1.390	42627		42627	1.390	0	1.390	0	0.000	0	0.000	42627
Inv. Education and Protection Fund Auth.		1	609	0		609	0.020	609		609	0.020	0	0.020	0	0.000	0	0.000	609
Sub-Total(B)(3)		5676	840889	0	0	840889	27.418	840889		840889	27.418	0	27.418	0	0.000	0	0.000	797782
Total Public Shareholding (B)= (B)(1)+(B)(2)+(B)(3)		5677	840989	0	0	840989	27.421	840989		840989	27.421	0	27.421	0	0.000	0	0.000	797882

Note: (1) PAN would not be displayed on website of Stock Exchange(s).

(2) The above format needs to be disclosed along with the name of the following persons: Institutions/Non Institutions holding more than 1% of total shares.

(3) Where the information pertaining to the Depository Receipts, the same may be disclosed in the respective columns to the extent information available and the balance to be disclosed as held by Custodian.

Details of the shareholders acting as persons in concert including their shareholding (No. and %)

Details of shares which remain unclaimed may be given here along with details such as number of shareholders, outstanding shares held in demat/unclaimed suspense account, voting rights which are frozen etc.,





Table IV - Statement showing shareholding pattern of the Non Promoter- Non Public Shareholder

Table IV - Statement showing shareholding pattern of the Non Promoter- Non Public Shareholder																		
Category & Name of Shareholders	PAN	Number of Shareholders	No. of fully paid up equity shares held	Partly paid-up equity shares held	Nos. of shares underlying Depository Receipts	Total number of shares held	Shareholding % calculated as per SCRR, 1957 As a % of (A+B+C2)	Number of Voting Rights held in each class of securities (IX)				No. of Shares Underlying Outstanding convertible securities (including Warrants)	Shareholding, as a % assuming full conversion of convertible securities ( as a percentage of diluted share capital)	Number of Locked in shares		Shares Pledged of otherwise encumbered		Number of equity shares held in dematerialized form
								No of Voting Rights		Total as a % of Total Voting rights	No. (a)			As a % of total Shares held	No. (a)	As a % of total Shares held		
								Class X	Class Y									
(I)	(II)	(III)	(IV)	(V)	(VI)	(VII = IV+V+VI)	(VIII)	Class X	Class Y	Total		(X)	(XI) = (VII)+(X) as a % of A+B+C2		(XII)		(XIII)	(XIV)
(1) Custodian/DR Holder																		
(2) Employee Benefit Trust (under SEBI (Share based Employee Benefit) Regulations, 2014)																		
Total Non-Promoter- Non Public Shareholding (C)=(C)(1)+(C)(2)																		

Note :

(1) PAN would not be displayed on website of Stock Exchange(s).

(2) The above format needs to disclose name of all holders holding more than 1% of total number of shares

(3) W.r.t. the information pertaining to Depository Receipts, the same may be disclosed in the respective columns to the extent information available

For Revathi Equipment Limited



K. Maheswaran  
Company Secretary



Renaissance Stocks Limited			
Shareholding pattern under Regulation 31 of SEBI (Listing Obligations and Disclosure Requirements) Regulations, 2015			
1	Name of entity: Renaissance Stocks Limited		
2	Scrip code/Name of Scrip/Class of Security: NA		
3	Shareholding pattern filed under: Reg. 31(1)(a) / Reg. 31(1)(b) / Reg. 31(1)(c)		
	a.	If under Reg 31(1)(b) then indicate the report as on October 31, 2021	
	b.	If under Reg 31(1)(c) then indicate date of allotment / extinguishment - N.A.	
4	Declaration: The Listed entity is required to submit the following declaration to the extent of submission of information: -		
		<b>Particulars</b>	
			<b>Yes*</b> <b>No*</b>
1		Whether the Listed Entity has issued any partly paid up shares?	-      No
2		Whether the Listed Entity has issued any Convertible Securities or Warrants?	-      No
3		Whether the Listed Entity has any shares against which depository receipts are issued?	-      No
4		Whether the Listed Entity has any shares in locked-in?	-      No
5		Whether any shares held by promoters are pledge or otherwise encumbered?	-      No
<p>* If the Listed Entity selects the option 'No' for the questions above, the columns for the partly paid up shares, Outstanding Convertible Securities / Warrants, depository receipts, locked-in-shares, No. of shares pledged or otherwise encumbered by promoters, as applicable, shall not be displayed at the time of dissemination on the Stock Exchange website. Also whether there is 'No' declared by Listed Entity in above table the values will be considered as 'Zero' by default on submission of the format of holding of specified securities.</p>			

For Renaissance Stocks Limited

  
 Authorised Signatory

Renaissance Stocks Limited  
Table I - Summary Statement holding of specified securities

Table 1 - Summary Statement relating to specified securities																		
Category	Category of shareholder	No. of shareholders	No. of fully paid up equity shares held	No. of partly paid up equity shares held	No. of shares underlying Depository Receipts	Total no. of shares held	Shareholding as a % of total no. of shares (calculated as per SCRR, 1957)	No. of voting rights held in each class of securities				No. of shares underlying outstanding convertible securities (including warrants)	Shareholding as a % assuming full conversion of convertible securities (as a % of diluted share capital)	No. of locked in shares		No. of shares pledged or otherwise encumbered		No. of equity shares held in dematerialised form
								No. of voting rights			Total as a % of (A+B+C)			No. (a)	As a % of total shares held (B)	No. (a)	As a % of total shares held (b)	
								Class : Equity Shares	Class : NIL	Total								
(I)	(II)	(III)	(IV)	(V)	(VI)	(VII) = (IV) + (V) + (VI)	(VIII) As a % of (A+B+C2)	(IX)				(X)	(XI) = (VII) + (X)	(XII)		(XIII)		(XIV)
(A)	Promoter & Promoter Group	7	1,000,000	-	-	1,000,000	100.00%	1,000,000	-	1,000,000	100.00%	-	100.00%	-	0.00%	-	0.00%	1,000,000
(B)	Public	-	-	-	-	-	0.00%	-	-	-	0.00%	-	0.00%	-	0.00%	-	0.00%	-
(C)	Non-promoter - Non-public	-	-	-	-	-	0.00%	-	-	-	0.00%	-	0.00%	-	0.00%	-	0.00%	-
(C1)	Shares underlying DRs	-	-	-	-	-	0.00%	-	-	-	0.00%	-	0.00%	-	0.00%	-	0.00%	-
(C2)	Shares held by Employee Trust	-	-	-	-	-	0.00%	-	-	-	0.00%	-	0.00%	-	0.00%	-	0.00%	-
	Total	7	1,000,000	-	-	1,000,000	100.00%	1,000,000	-	1,000,000	100.00%	-	100.00%	-	0.00%	-	0.00%	1,000,000





**Renaissance Stocks Limited**

**Table II - Statement showing shareholding pattern of the Promoter and Promoter Group**

Table II - Statement showing shareholding pattern of the Promoter and Promoter Group																			
	Category & Name of the shareholders	PAN	No. of shareholders	No. of fully paid up equity shares held	Partly paid up equity shares held	No. of shares underlying Depository Receipts	Total no. of shares held	Shareholding as a % of total no. of shares (calculated as per SCRR, 1957)	No. of voting rights held in each class of securities				No. of shares underlying outstanding convertible securities (including warrants)	Shareholding as a % assuming full conversion of convertible securities (as a % of diluted share capital)	No. of locked in shares		No. of shares pledged or otherwise encumbered		No. of equity shares held in dematerialised form
									No. of voting rights			Total as a % of (A+B+C)			No. (a)	As a % of total shares held (B)	No. (a)	As a % of total shares held (b)	
									Class : Equity Shares	Class : NIL	Total								
(I)	(II)		(III)	(IV)	(V)	(VI)	(VII) = (IV) + (V) + (VI)	(VIII) As a % of (A+B+C2)	(IX)				(X)	(XI) = (VII) + (X)	(XII)		(XIII)		(XIV)
1	Indian		6																
(a)	Individuals / Hindu Undivided Family																		
	Ajai Hari Dalmia, nominee shareholder of Renaissance Advanced Consultancy Limited	AADPD6743J		1	-	-	1	0.00%	1	-	1	0.00%	-	0.00%	-	0.00%	0	0.00%	1
	Usha Dalmia, nominee shareholder of Renaissance Advanced Consultancy Limited	AAFPD5260N		1	-	-	1	0.00%	1	-	1	0.00%	-	0.00%	-	0.00%	0	0.00%	1
	Abhishek Dalmia, nominee shareholder of Renaissance Advanced Consultancy Limited	AADPD6742K		1	-	-	1	0.00%	1	-	1	0.00%	-	0.00%	-	0.00%	0	0.00%	1
	Deepali Dalmia, nominee shareholder of Renaissance Advanced Consultancy Limited	AAFPD5262Q		1	-	-	1	0.00%	1	-	1	0.00%	-	0.00%	-	0.00%	0	0.00%	1
	Chaitanya Dalmia, nominee shareholder of Renaissance Advanced Consultancy Limited	AADPD7921N		1	-	-	1	0.00%	1	-	1	0.00%	-	0.00%	-	0.00%	0	0.00%	1
	Puja Dalmia, nominee shareholder of Renaissance Advanced Consultancy Limited	ACQPJ8818D		1	-	-	1	0.00%	1	-	1	0.00%	-	0.00%	-	0.00%	0	0.00%	1
(b)	Central Government / State Government	NA																	
(c)	Financial institutions / banks																		
(d)	Any other (specify)		1																
	Bodies Corporate																		
	Renaissance Advanced Consultancy Limited	AAHCR0382C		999,994	-	-	999,994	100.00%	999,994	-	999,994	100.00%	-	100.00%	-	0.00%	-	0.00%	999,994
	Sub-total (A)(1)		7	1,000,000	-	-	1,000,000	100.00%	1,000,000	-	1,000,000	100.00%	-	100.00%	-	0.00%	-	0.00%	1,000,000
2	Foreign																		
(a)	Individuals (Non-resident individuals / foreign individuals)	-		-	-	-	-	-	-	-	-	-	-	0.00%	-	-	-	-	
(b)	Government	-		-	-	-	-	-	-	-	-	-	-	0.00%	-	-	-	-	
(c)	Institutions	-		-	-	-	-	-	-	-	-	-	-	0.00%	-	-	-	-	
(d)	Foreign Portfolio Investor	-		-	-	-	-	-	-	-	-	-	-	0.00%	-	-	-	-	
(e)	Any other (specify)	-		-	-	-	-	-	-	-	-	-	-	0.00%	-	-	-	-	
	Sub-total (A)(2)			-	-	-	-	-	-	-	-	-	-	0.00%	-	-	-	-	
	Total shareholding of Promoter and Promoter Group (A) = (A)(1) + (A)(2)		7	1,000,000	-	-	1,000,000	100.00%	1,000,000	-	1,000,000	100.00%	-	100.00%	-	0.00%	-	0.00%	1,000,000

Note:

1 PAN would not be displayed on website of Stock Exchange(s)

2 The term 'encumbrance' has the same meaning as assigned under regulation 28(3) of SEBI (substantial acquisition of shares and takeovers) Regulations, 2011



**Renaissance Stocks Limited**  
**Table III - Statement showing shareholding pattern of the Public shareholder**

Table in Form of Statement showing Shareholding pattern of the Voted Shareholder																			
	Category & Name of the shareholders	PAN	No. of shareholders	No. of fully paid up equity shares held	Partly paid up equity shares held	No. of shares underlying Depository Receipts	Total no. of shares held	Shareholding as a % of total no. of shares (calculated as per SCRR, 1957)	No. of voting rights held in each class of securities				No. of shares underlying outstanding convertible securities (including warrants)	Shareholding as a % assuming full conversion of convertible securities (as a % of diluted share capital)	No. of locked in shares		No. of shares pledged or otherwise encumbered		No. of equity shares held in dematerialised form
									No. of voting rights			Total as a % of (A+B+C)			No. (a)	As a % of total shares held (B)	No. (a)	As a % of total shares held (b)	
									Class : Equity Shares	Class : NIL	Total								
(I)	(II)	(III)		(IV)	(V)	(VI)	(VII) = (IV) + (V) + (VI)	(VIII) As a % of (A+B+C2)	(IX)				(X)	(XI) = (VII) + (X)	(XII)		(XIII)		(XIV)
(1)	Institutions		-	-	-	-	-	0.00%	-	-	-	-	-	-	-	0.00%	-	0.00%	-
(a)	Mutual Funds/		-	-	-	-	-	0.00%	-	-	-	-	-	-	-	0.00%	-	0.00%	-
(b)	Venture Capital Funds		-	-	-	-	-	0.00%	-	-	-	-	-	-	-	0.00%	-	0.00%	-
(c)	Alternate Investment Funds		-	-	-	-	-	0.00%	-	-	-	-	-	-	-	0.00%	-	0.00%	-
(d)	Foreign Venture Capital Investors		-	-	-	-	-	0.00%	-	-	-	-	-	-	-	0.00%	-	0.00%	-
(e)	Foreign portfolio Investors		-	-	-	-	-	0.00%	-	-	-	-	-	-	-	0.00%	-	0.00%	-
(f)	Financial Institutions / Banks		-	-	-	-	-	0.00%	-	-	-	-	-	-	-	0.00%	-	0.00%	-
(g)	Insurance Companies		-	-	-	-	-	0.00%	-	-	-	-	-	-	-	0.00%	-	0.00%	-
(h)	Provident Funds/Pension Funds		-	-	-	-	-	0.00%	-	-	-	-	-	-	-	0.00%	-	0.00%	-
(i)	Any Other (specify)		-	-	-	-	-	0.00%	-	-	-	0.00%	-	0.00%	-	0.00%	-	0.00%	-
	Sub-Total (B)(1)		-	-	-	-	-	0.00%	-	-	-	0.00%	-	0.00%	-	0.00%	-	0.00%	-
(2)	Central Government/ State Government(s)/ President of India		-	-	-	-	-	0.00%	-	-	-	0.00%	-	0.00%	-	0.00%	-	0.00%	-
	Sub-Total (B)(2)		-	-	-	-	-	0.00%	-	-	-	0.00%	-	0.00%	-	0.00%	-	0.00%	-
(3)	Non-Institutions																		
(a)	Individuals -i. Individual shareholders holding nominal share capital upto Rs 2 lakh		-	-	-	-	-	0.00%	-	-	-	0.00%	-	0.00%	-	0.00%	-	0.00%	-
	ii. Individual shareholders holding nominal share capital in excess of Rs. 2 lakh.		-	-	-	-	-	0.00%	-	-	-	0.00%	-	0.00%	-	0.00%	-	0.00%	-
(b)	NBFCs registered with RBI																		
(c)	Employee Trusts																		
(d)	Overseas Depositories (holding DRs) (balancing figure)																		
(e)	Any other (Specify)																		
	Sub-Total(B)(3)		-	-	-	-	-	0.00%	-	-	-	0.00%	-	0.00%	-	0.00%	-	0.00%	-
	Total Public Shareholding (B)= (B)(1)+(B)(2)+B(3)		-	-	-	-	-	0.00%	-	-	-	0.00%	-	0.00%	-	0.00%	-	0.00%	-

Note:

- 1 PAN would not be displayed on website of Stock Exchange(s)
- 2 The above format needs to be disclosed along with the name of following persons: Institutions / Non institutions holding more than 1% of total number of shares






Renaissance Stocks Limited  
Table IV - Statement showing shareholding pattern of the Non-promoter - Non-public shareholder

Table IV - Statement showing Shareholding pattern of the Non-promoter - Non-public Shareholders																		
Category & Name of the shareholders	No. of shareholders	No. of fully paid up equity shares held	Partly paid up equity shares held	No. of shares underlying Depository Receipts	Total no. of shares held	Shareholding as a % of total no. of shares (calculated as per SCRR, 1957)	No. of voting rights held in each class of securities				No. of shares underlying outstanding convertible securities (including warrants)	Shareholding as a % assuming full conversion of convertible securities (as a % of diluted share capital)	No. of locked in shares		No. of shares pledged or otherwise encumbered		No. of equity shares held in dematerialised form	
							No. of voting rights			Total as a % of (A+B+C)			No. (a)	As a % of total shares held (B)	No. (a)	As a % of total shares held (b)		
							Class e.g. X	Class e.g. Y	Total									
(I)	(II)	(III)	(IV)	(V)	(VI)	(VII) = (IV) + (V) + (VI)	(VIII) As a % of (A+B+C2)	(IX)				(X)	(XI) = (VII) + (X)	(XII)		(XIII)		(XIV)
1	Custodian / DR holder																	
2	Employee Benefit Trust (under SEBI (Share based Employee Benefit) Regulations, 2014																	
	Total Non-promoter Non-public shareholding (C)=(C)(1)+(C)(2)																	

Note:

- 1 PAN would not be displayed on website of Stock Exchange(s)
- 2 The above format needs to be disclosed along with the name of all holders holding more than 1% of total number of shares
- 3 W.r.t. the information pertaining to Depository Receipts, the same may be disclosed in the respective column to the extent information available

**For Renaissance Stocks Limited**  
  
**Authorised Signatory**

**Semac Consultants Private Limited**

Shareholding pattern under Regulation 31 of SEBI (Listing Obligations and Disclosure Requirements) Regulations, 2015

1	Name of entity: Semac Consultants Private Limited		
2	Scrip code/Name of Scrip/Class of Security: NA		
3	Shareholding pattern filed under: Reg. 31(1)(a) / Reg. 31(1)(b) / Reg. 31(1)(c)		
	a.	If under Reg 31(1)(b) then indicate the report as on October 31, 2021	
	b.	If under Reg 31(1)(c) then indicate date of allotment / extinguishment - N.A.	
4	Declaration: The Listed entity is required to submit the following declaration to the extent of submission of information: -		
		<b>Particulars</b>	<b>Yes*</b> <b>No*</b>
1		Whether the Listed Entity has issued any partly paid up shares?	-      No
2		Whether the Listed Entity has issued any Convertible Securities or Warrants?	-      No
3		Whether the Listed Entity has any shares against which depository receipts are issued?	-      No
4		Whether the Listed Entity has any shares in locked-in?	-      No
5		Whether any shares held by promoters are pledge or otherwise encumbered?	-      No

\* If the Listed Entity selects the option 'No' for the questions above, the columns for the partly paid up shares, Outstanding Convertible Securities / Warrants, depository receipts, locked-in-shares, No. of shares pledged or otherwise encumbered by promoters, as applicable, shall not be displayed at the time of dissemination on the Stock Exchange website. Also whether there is 'No' declared by Listed Entity in above table the values will be considered as 'Zero' by default on submission of the format of holding of specified securities.

For Semac Consultants Private Limited

  
Authorised Signatory



**Semac Consultants Private Limited**  
**Table I - Summary Statement holding of specified securities**

Table 1 - Summary Statement holding of specified securities																		
Category	Category of shareholder	No. of shareholders	No. of fully paid up equity shares held	No. of partly paid up equity shares held	No. of shares underlying Depository Receipts	Total no. of shares held	Shareholding as a % of total no. of shares (calculated as per SCRR, 1957)	No. of voting rights held in each class of securities				No. of shares underlying outstanding convertible securities (including warrants)	Shareholding as a % assuming full conversion of convertible securities (as a % of diluted share capital)	No. of locked in shares		No. of shares pledged or otherwise encumbered		No. of equity shares held in dematerialised form
								No. of voting rights			Total as a % of (A+B+C)			No. (a)	As a % of total shares held (B)	No. (a)	As a % of total shares held (b)	
								Class : Equity Shares	Class : NIL	Total								
(I)	(II)	(III)	(IV)	(V)	(VI)	(VII) = (IV) + (V) + (VI)	(VIII) As a % of (A+B+C2)	(IX)				(X)	(XI) = (VII) + (X)	(XII)		(XIII)		(XIV)
(A)	Promoter & Promoter Group	3	1,745,627	-	-	1,745,627	95.87%	1,745,627	-	1,745,627	95.87%	-	95.87%	-	0.00%	-	0.00%	1,745,527
(B)	Public	17	75,265	-	-	75,265	4.13%	75,265	-	75,265	4.13%	-	4.13%	-	0.00%	-	0.00%	6,122
(C)	Non-promoter - Non-public	-	-	-	-	-	0.00%	-	-	-	0.00%	-	0.00%	-	0.00%	-	0.00%	-
(C1)	Shares underlying DRs	-	-	-	-	-	0.00%	-	-	-	0.00%	-	0.00%	-	0.00%	-	0.00%	-
(C2)	Shares held by Employee Trust	-	-	-	-	-	0.00%	-	-	-	0.00%	-	0.00%	-	0.00%	-	0.00%	-
	Total	20	1,820,892	-	-	1,820,892	100.00%	1,820,892	-	1,820,892	100.00%	-	100.00%	-	0.00%	-	0.00%	1,751,649



## Semac Consultants Private Limited

Table II - Statement showing shareholding pattern of the Promoter and Promoter Group

Annexure - Statement showing Shareholding pattern of the Promoter and Promoter Group																			
Category & Name of the shareholders	PAN	No. of shareholders	No. of fully paid up equity shares held	Partly paid up equity shares held	No. of shares underlying Depository Receipts	Total no. of shares held	Shareholding as a % of total no. of shares (calculated as per SCRR, 1957)	No. of voting rights held in each class of securities				No. of shares underlying outstanding convertible securities (including warrants)	Shareholding as a % assuming full conversion of convertible securities (as a % of diluted share capital)	No. of locked in shares		No. of shares pledged or otherwise encumbered		No. of equity shares held in dematerialised form	
								No. of voting rights			Total as a % of (A+B+C)			No. (a)	As a % of total shares held (b)	No. (a)	As a % of total shares held (b)		
								Class : Equity Shares	Class : NIL	Total									
(I)	(II)	(III)	(IV)	(V)	(VI)	(VII) = (IV) + (V) + (VI)	(VIII) As a % of (A+B+C2)	(IX)				(X)	(XI) = (VII) + (X)	(XII)		(XIII)		(XIV)	
1	Indian																		
(a)	Individuals / Hindu Undivided Family	NA	-	-	-	-	0.00%	-	-	-	0.00%	-	0.00%	-	0.00%	0	0.00%	-	
(b)	Central Government / State Government	NA																	
(c)	Financial institutions / banks																		
(d)	Any other (specify)		3																
	Bodies Corporate																		
	Revathi Equipment Limited	AABCR0624D		1,745,527	-	-	1,745,527	95.87%	1,745,527	-	1,745,527	95.87%	-	95.87%	-	0.00%	-	0.00%	1,745,527
	Renaissance Construction Technologies India Ltd	AAPFR2726R		50	-	-	50	0.00%	50	-	50	0.00%	-	0.00%	-	0.00%	-	0.00%	-
	Avalokiteshwar Valinw Limited	AAACU1603L		50	-	-	50	0.00%	50	-	50	0.00%	-	0.00%	-	0.00%	-	0.00%	-
	Sub-total (A)(1)		3	1,745,627	-	-	1,745,627	95.87%	1,745,627	-	1,745,627	95.87%	-	95.87%	-	0.00%	-	0.00%	1,745,527
2	Foreign																		
(a)	Individuals (Non-resident individuals / foreign individuals)	-	-	-	-	-	-	-	-	-	-	-	-	-	-	-	-	-	
(b)	Government	-	-	-	-	-	-	-	-	-	-	-	-	-	-	-	-	-	
(c)	Institutions	-	-	-	-	-	-	-	-	-	-	-	-	-	-	-	-	-	
(d)	Foreign Portfolio Investor	-	-	-	-	-	-	-	-	-	-	-	-	-	-	-	-	-	
(e)	Any other (specify)	-	-	-	-	-	-	-	-	-	-	-	-	-	-	-	-	-	
	Sub-total (A)(2)			-	-	-	-	-	-	-	-	-	-	-	-	-	-	-	
	Total shareholding of Promoter and Promoter Group																		
	(A) = (A)(1) + (A)(2)		3	1,745,627	-	-	1,745,627	95.87%	1,745,627	-	1,745,627	95.87%	-	95.87%	-	0.00%	-	0.00%	1,745,527

Note:

- 1 PAN would not be displayed on website of Stock Exchange(s)
- 2 The term 'encumbrance' has the same meaning as assigned under regulation 28(3) of SEBI (substantial acquisition of shares and takeovers) Regulations, 2011





Semac Consultants Private Limited  
Table III - Statement showing shareholding pattern of the Public shareholder

Table A - Statement showing Shareholding pattern of the Public Shareholders																			
Category & Name of the shareholders	PAN	No. of shareholders	No. of fully paid up equity shares held	Partly paid up equity shares held	No. of shares underlying Depository Receipts	Total no. of shares held	Shareholding as a % of total no. of shares (calculated as per SCRR, 1957)	No. of voting rights held in each class of securities				No. of shares underlying outstanding convertible securities (including warrants)	Shareholding as a % assuming full conversion of convertible securities (as a % of diluted share capital)	No. of locked in shares		No. of shares pledged or otherwise encumbered		No. of equity shares held in dematerialised form	
								No. of voting rights			Total as a % of (A+B+C)			No. (a)	As a % of total shares held (B)	No. (a)	As a % of total shares held (b)		
								Class : Equity Shares	Class : NIL	Total									
(I)	(II)	(III)	(IV)	(V)	(VI)	(VII) = (IV) + (V) + (VI)	(VIII) As a % of (A+B+C2)	(IX)				(X)	(XI) = (VII) + (X)	(XII)		(XIII)		(XIV)	
(1)	Institutions		-	-	-	-	0.00%	-	-	-	-	-	-	-	0.00%	-	0.00%	-	
(a)	Mutual Funds/		-	-	-	-	0.00%	-	-	-	-	-	-	-	0.00%	-	0.00%	-	
(b)	Venture Capital Funds		-	-	-	-	0.00%	-	-	-	-	-	-	-	0.00%	-	0.00%	-	
(c)	Alternate Investment Funds		-	-	-	-	0.00%	-	-	-	-	-	-	-	0.00%	-	0.00%	-	
(d)	Foreign Venture Capital Investors		-	-	-	-	0.00%	-	-	-	-	-	-	-	0.00%	-	0.00%	-	
(e)	Foreign portfolio Investors		-	-	-	-	0.00%	-	-	-	-	-	-	-	0.00%	-	0.00%	-	
(f)	Financial Institutions / Banks		-	-	-	-	0.00%	-	-	-	-	-	-	-	0.00%	-	0.00%	-	
(g)	Insurance Companies		-	-	-	-	0.00%	-	-	-	-	-	-	-	0.00%	-	0.00%	-	
(h)	Provident Funds/Pension Funds		-	-	-	-	0.00%	-	-	-	-	-	-	-	0.00%	-	0.00%	-	
(i)	Any Other (specify)		-	-	-	-	0.00%	-	-	-	0.00%	-	-	-	0.00%	-	0.00%	-	
	Sub-Total (B)(1)		-	-	-	-	0.00%	-	-	-	0.00%	-	-	-	0.00%	-	0.00%	-	
(2)	Central Government/ State Government(s)/ President of India		-	-	-	-	0.00%	-	-	-	0.00%	-	-	-	0.00%	-	0.00%	-	
	Sub-Total (B)(2)		-	-	-	-	0.00%	-	-	-	0.00%	-	-	-	0.00%	-	0.00%	-	
(3)	Non-institutions																		
(a)	Individuals -i. Individual shareholders holding nominal share capital upto Rs 2 lakh		16	29,117	-	-	29,117	1.60%	29,117	-	29,117	1.60%	-	1.60%	-	0.00%	-	0.00%	6,122
	ii. Individual shareholders holding nominal share capital in excess of Rs. 2 lakh.		1	46,148	-	-	46,148	2.53%	46,148	-	46,148	2.53%	-	2.53%	-	0.00%	-	0.00%	-
(b)	NBFCs registered with RBI																		
(c)	Employee Trusts																		
(d)	Overseas Depositories (holding DRs) (balancing figure)																		
(e)	Any other (Specify)																		
	Sub-Total(B)(3)		17	75,265	-	-	75,265	4.13%	75,265	-	75,265	4.13%	-	4.13%	-	0.00%	-	0.00%	6,122
	Total Public Shareholding (B)= (B)(1)+(B)(2)+(B)(3)		17	75,265	-	-	75,265	4.13%	75,265	-	75,265	4.13%	-	4.13%	-	0.00%	-	0.00%	6,122

Note:

- 1 PAN would not be displayed on website of Stock Exchange(s)
- 2 The above format needs to be disclosed along with the name of following persons: Institutions / Non institutions holding more than 1% of total number of shares



## Semac Consultants Private Limited

Table IV - Statement showing shareholding pattern of the Non-promoter - Non-public shareholder

Table IV - Statement showing shareholding pattern of the Non-promoter - Non-public shareholder																		
Category & Name of the shareholders	No. of shareholders	No. of fully paid up equity shares held	Partly paid up equity shares held	No. of shares underlying Depository Receipts	Total no. of shares held	Shareholding as a % of total no. of shares (calculated as per SCRR, 1957)	No. of voting rights held in each class of securities				No. of shares underlying outstanding convertible securities (including warrants)	Shareholding as a % assuming full conversion of convertible securities (as a % of diluted share capital)	No. of locked in shares		No. of shares pledged or otherwise encumbered		No. of equity shares held in dematerialised form	
							No. of voting rights			Total as a % of (A+B+C)			No. (a)	As a % of total shares held (B)	No. (a)	As a % of total shares held (b)		
							Class e.g. X	Class e.g. Y	Total									
(I)	(II)	(III)	(IV)	(V)	(VI)	(VII) = (IV) + (V) + (VI)	(VIII) As a % of (A+B+C2)	(IX)				(X)	(XI) = (VII) + (X)	(XII)		(XIII)		(XIV)
1	Custodian / DR holder																	
2	Employee Benefit Trust (under SEBI (Share based Employee Benefit) Regulations, 2014																	
	Total Non-promoter Non-public shareholding (C)=(C)(1)+(C)(2)																	

## Note:

- 1 PAN would not be displayed on website of Stock Exchange(s)
- 2 The above format needs to be disclosed along with the name of all holders holding more than 1% of total number of shares
- 3 W.r.t. the information pertaining to Depository Receipts, the same may be disclosed in the respective column to the extent information available

For Semac Consultants Private Limited



  
 Authorised Signatory



POMT - with pan

Renaissance Advanced Consultancy Limited				
Shareholding pattern under Regulation 31 of SEBI (Listing Obligations and Disclosure Requirements) Regulations, 2015				
1	Name of listed entity: Renaissance Advanced Consultancy Limited			
2	Scrip code/Name of Scrip/Class of Security: NA			
3	Shareholding pattern filed under: Reg. 31(1)(a) / Reg. 31(1)(b) / Reg. 31(1)(c)			
	a.	If under Reg 31(1)(b) then indicate the report for the month ended October 31, 2021		
	b.	If under Reg 31(1)(c) then indicate date of allotment / extinguishment - N.A.		
4	Declaration: The Listed entity is required to submit the following declaration to the extent of submission of information: -			
			Yes*	No*
		<b>Particulars</b>		
1		Whether the Listed Entity has issued any partly paid up shares?	-	No
2		Whether the Listed Entity has issued any Convertible Securities or Warrants?	-	No
3		Whether the Listed Entity has any shares against which depository receipts are issued?	-	No
4		Whether the Listed Entity has any shares in locked-in?	-	No
5		Whether any shares held by promoters are pledge or otherwise encumbered?	-	No
<p>* If the Listed Entity selects the option 'No' for the questions above, the columns for the partly paid up shares, Outstanding Convertible Securities / Warrants, depository receipts, locked-in-shares, No. of shares pledged or otherwise encumbered by promoters, as applicable, shall not be displayed at the time of dissemination on the Stock Exchange website. Also whether there is 'No' declared by Listed Entity in above table the values will be considered as 'Zero' by default on submission of the format of holding of specified securities.</p>				

For Renaissance Advanced Consultancy Limited

  
Authorised Signatory

Renaissance Advanced Consultancy Limited  
Table I - Summary Statement holding of specified securities

Table 1 - Summary Statement Holding of Specified Securities																		
Category	Category of shareholder	No. of shareholders	No. of fully paid up equity shares held	No. of partly paid up equity shares held	No. of shares underlying Depository Receipts	Total no. of shares held	Shareholding as a % of total no. of shares (calculated as per SCRR, 1957)	No. of voting rights held in each class of securities				No. of shares underlying outstanding convertible securities (including warrants)	Shareholding as a % assuming full conversion of convertible securities (as a % of diluted share capital)	No. of locked in shares		No. of shares pledged or otherwise encumbered		No. of equity shares held in dematerialised form
								No. of voting rights			Total as a % of (A+B+C)			No. (a)	As a % of total shares held (B)	No. (a)	As a % of total shares held (b)	
								Class : Equity Shares	Class : NIL	Total								
(I)	(II)	(III)	(IV)	(V)	(VI)	(VII) = (IV) + (V) + (VI)	(VIII) As a % of (A+B+C2)	(IX)				(X)	(XI) = (VII) + (X)	(XII)		(XIII)		(XIV)
(A)	Promoter & Promoter Group																	
(B)	Public																	
(C)	Non-promoter - Non-public																	
(C1)	Shares underlying DRs																	
(C2)	Shares held by Employee Trust																	
	Total																	
N.A. since the transferor company will be dissolved pursuant to the Scheme																		

N.A. since the transferor company will be dissolved pursuant to the Scheme





**Renaissance Advanced Consultancy Limited**  
**Table II - Statement showing shareholding pattern of the Promoter and Promoter Group**

Table II - Statement showing shareholding pattern of the Promoter and Promoter Group																			
	Category & Name of the shareholders	PAN	No. of shareholders	No. of fully paid up equity shares held	Partly paid up equity shares held	No. of shares underlying Depository Receipts	Total no. of shares held	Shareholding as a % of total no. of shares (calculated as per SCRR, 1957)	No. of voting rights held in each class of securities				No. of shares underlying outstanding convertible securities (including warrants)	Shareholding as a % assuming full conversion of convertible securities (as a % of diluted share capital)	No. of locked in shares		No. of shares pledged or otherwise encumbered		No. of equity shares held in dematerialised form
									No. of voting rights			Total as a % of (A+B+C)			No. (a)	As a % of total shares held (B)	No. (a)	As a % of total shares held (b)	
									Class : Equity Shares	Class : NIL	Total								
(I)	(II)		(III)	(IV)	(V)	(VI)	(VII) = (IV) + (V) + (VI)	(VIII) As a % of (A+B+C2)	(IX)				(X)	(XI) = (VII) + (X)	(XII)		(XIII)		(XIV)
1	Indian																		
(a)	Individuals / Hindu Undivided Family																		
	Ajai Hari Dalmia - HUF																		
	Abhishek Dalmia																		
	Chaitanya Dalmia																		
	Puja Dalmia																		
	Ajai Hari Dalmia																		
	Priyamvada Dalmia																		
	Usha Dalmia																		
(b)	Central Government / State Government																		
(c)	Financial institutions / banks																		
(d)	Any other (specify)																		
	Bodies Corporate																		
	Spangle Marketing Limited																		
	Eastern Resin & Allied Products Ltd																		
	Saffron Agencies Ltd																		
	Anniversary Investments And Agencies Limited																		
	Arjun Minerals And Transporters Limited																		
	Brolly Dealcom Up																		
	Lotus Trading Private Limited																		
	Renaissance Asset Management Company Pvt Ltd																		
	Renaissance Trustee Company Private Ltd																		
	Sunglow Agriculture Farms Private Ltd																		
	Hilltop Metals Limited																		
	Asra Plantations Private Limited																		
	Hari Investments Private Limited																		
	Radhapriya Private Limited																		
	Trust and Partnership Firm																		
	Ajai Hari Dalmia, on behalf of Ajai Hari Dalmia Trust																		
	Abhishek Dalmia, on behalf of Radha Madhav Trust																		
	Ajai Hari Dalmia, on behalf of Shri Finance																		
	Usha Dalmia, on behalf of Shri Finance																		
	Saffron Agencies Limited, on behalf of Shri Hari Investment																		
	Ajai Hari Dalmia, on behalf of Chaitanya Parivaar Trust																		
	Abhishek Dalmia, on behalf of Harivansh Trust																		
	Abhishek Dalmia, on behalf of Yashohari Trust																		
	Ajai Hari Dalmia, on behalf of Haripriya Trust																		
	Chaitanya Dalmia, on behalf of Shri Finance																		
	Puja Dalmia, on behalf of Shri Finance																		
	Ajai Hari Dalmia, on behalf of Priyamvada Trust																		
	Sub-total (A)(1)																		
2	Foreign																		
(a)	Individuals (Non-resident individuals / foreign individuals)																		
(b)	Government																		
(c)	Institutions																		
(d)	Foreign Portfolio Investor																		
(e)	Any other (specify)																		
	Sub-total (A)(2)																		
	Total shareholding of Promoter and Promoter Group (A) = (A)(1) + (A)(2)																		

N.A. since the transferor company will be dissolved pursuant to the Scheme

Note:

- PAN would not be displayed on website of Stock Exchange(s)
- The term 'encumbrance' has the same meaning as assigned under regulation 28(3) of SEBI (substantial acquisition of shares and takeovers) Regulations, 2011



Renaissance Advanced Consultancy Limited  
Table III - Statement showing shareholding pattern of the Public shareholder

Table III - Statement showing Shareholding pattern of the Public Shareholders																			
Category & Name of the shareholders	PAN	No. of shareholders	No. of fully paid up equity shares held	Partly paid up equity shares held	No. of shares underlying Depository Receipts	Total no. of shares held	Shareholding as a % of total no. of shares (calculated as per SCRR, 1957)	No. of voting rights held in each class of securities				No. of shares underlying outstanding convertible securities (including warrants)	Shareholding as a % assuming full conversion of convertible securities (as a % of diluted share capital)	No. of locked in shares		No. of shares pledged or otherwise encumbered		No. of equity shares held in dematerialised form	
								No. of voting rights			Total as a % of (A+B+C)			No. (a)	As a % of total shares held (B)	No. (a)	As a % of total shares held (b)		
								Class : Equity Shares	Class : NIL	Total									
(i)	(ii)	(iii)	(iv)	(v)	(vi)	(vii) = (iv) + (v) + (vi)	(viii) As a % of (A+B+C2)	(ix)				(x)	(xi) = (vii) + (x)	(xii)		(xiii)		(xiv)	
(1) Institutions								N.A. since the transferor company will be dissolved pursuant to the Scheme											
(a) Mutual Funds/																			
(b) Venture Capital Funds																			
(c) Alternate Investment Funds																			
(d) Foreign Venture Capital Investors																			
(e) Foreign portfolio Investors																			
(f) Financial Institutions* Banks																			
(g) Insurance Companies																			
(h) Provident Funds/Pension Funds																			
(i) Any Other (specify)																			
Sub-Total (B)(1)																			
(2) Central Government/ State Government(s)/ President of India																			
Sub-Total (B)(2)																			
(3) Non-institutions																			
(a) Individuals -i. Individual shareholders holding nominal share capital in excess of Rs 2 lakh ii. Individual shareholders holding nominal share capital upto Rs. 2 lakh.																			
(b) NBFCs registered with RBI																			
(c) Employee Trusts																			
Overseas Depositories (holding DRs) (balancing figure)																			
(d) Any other (Specify)																			
Bodies Corporate																			
HUF																			
Non-Resident Indian (NRI)																			
Sub-Total(B)(3)																			
Total Public Shareholding (B)= (B)(1)+(B)(2)+B(3)																			

N.A. since the transferor company will be dissolved pursuant to the Scheme

Note:

- 1 PAN would not be displayed on website of Stock Exchange(s)
- 2 The above format needs to be disclosed along with the name of following persons: Institutions / Non institutions holding more than 1% of total number of shares





**Renaissance Advanced Consultancy Limited**  
**Table IV - Statement showing shareholding pattern of the Non-promoter - Non-public shareholder**

Table IV - Statement showing shareholding pattern of the Non-promoter - Non-public shareholder																		
Category & Name of the shareholders	No. of shareholders	No. of fully paid up equity shares held	Partly paid up equity shares held	No. of shares underlying Depository Receipts	Total no. of shares held	Shareholding as a % of total no. of shares (calculated as per SCRR, 1957)	No. of voting rights held in each class of securities				No. of shares underlying outstanding convertible securities (including warrants)	Shareholding as a % assuming full conversion of convertible securities (as a % of diluted share capital)	No. of locked in shares		No. of shares pledged or otherwise encumbered		No. of equity shares held in dematerialised form	
							No. of voting rights			Total as a % of (A+B+C)			No. (a)	As a % of total shares held (B)	No. (a)	As a % of total shares held (b)		
							Class e.g. X	Class e.g. Y	Total									
(I)	(II)	(III)	(IV)	(V)	(VI)	(VII) = (IV) + (V) + (VI)	(VIII) As a % of (A+B+C2)	(IX)				(X)	(XI) = (VII) + (X)	(XII)		(XIII)		(XIV)
1	Custodian / DR holder																	
2	Employee Benefit Trust (under SEBI (Share based Employee Benefit) Regulations, 2014																	
	Total Non-promoter Non-public shareholding (C) = (C)1																	
N.A. since the transferor company will be dissolved pursuant to the Scheme																		

N.A. since the transferor company will be dissolved pursuant to the Scheme

**Note:**

- 1 PAN would not be displayed on website of Stock Exchange(s)
- 2 The above format needs to be disclosed along with the name of all holders holding more than 1% of total number of shares
- 3 W.r.t. the information pertaining to Depository Receipts, the same may be disclosed in the respective column to the extent information available

**For Renaissance Advanced Consultancy Limited**

  
**Authorised Signatory**

1. Name of Entity:	Renaissance Corporate Consultants Limited
2. Scrip Code/Name of Scrip/Class of Security	NA
3. Share Holding Pattern Filed under: Reg. 31(1)(a)/Reg. 31(1)(b)/Reg.31(1)(c)	
a. If under 31(1)(b) then indicate the report as on	31-Oct-21
b. If under 31(1)(c) then indicate date of allotment/extinguishment	NA
4. Declaration:	

	Particulars	Yes*	No*
1	Whether the Listed Entity has issued any partly paid up shares?		No
2	Whether the Listed Entity has issued any Convertible Securities or Warrants?		No
3	Whether the Listed Entity has any shares against which depository receipts are issued?		No
4	Whether the Listed Entity has any shares in locked-in?		No
5	Whether any shares held by promoters are pledge or otherwise encumbered?		No

\*If the Listed Entity selects the option 'No' for the questions above, the columns for the partly paid up shares, Outstanding Convertible Securities/Warrants, depository receipts, locked-in shares, No of shares pledged or otherwise encumbered by promoters, as applicable, shall not be displayed at the time of dissemination on the Stock Exchange website. Also wherever there is 'No' declared by Listed Entity in above table the values will be considered as 'Zero' by default on submission of the format of holding of specified securities.

For Renaissance Corporate Consultants Limited

  
Authorised Signatory



## Renaissance Corporate Consultants Limited

Table I - Summary Statement holding of specified securities

Category	Category of Shareholder	Number of Shareholders	No. of fully paid up equity shares held	Partly paid-up equity shares held	Nos. of shares underlying Depository Receipts	Total number of shares held	Shareholding % calculated as per SCRR, 1957 As a % of (A+B+C2)	Number of Voting Rights held in each class of securities (IX)			No. of Shares Underlying Outstanding convertible securities (including Warrants)	Shareholding, as a % assuming full conversion of convertible securities (as a percentage of diluted share capital)	Number of Locked in shares		Shares Pledged of otherwise encumbered		Number of equity shares held in dematerialized form	
								No of Voting Rights	Each share has 1 vote	Total as a % of Total Voting rights			No. (a)	As a % of total Shares held (b)	No. (a)	As a % of total Shares held (b)		
(I)	(II)	(III)	(IV)	(V)	(VI)	VII = IV+V+VI	(VIII)	Class X	Class Y	Total		(X)	(XI) = (VII)+(X) as a % of A+B+C2	(XII)		(XIII)		(XIV)
(A)	Promoter and Promoter Group	7	1,889,901	-	-	1,889,901	61.62	1,889,901		1,889,901	61.62	-	61.62	-	-	-	-	1,889,881
(B)	Public	6,554	1,177,042	-	-	1,177,042	38.38	1,177,042		1,177,042	38.38	-	38.38	-	-	-	-	963,400
(C)	Non Promoter-Non Public																	
(C1)	Shares underlying DRs																	
(C2)	Shares held by Employee Trusts																	
	Total	6,561	3,066,943	-	-	3,066,943	100.00	3,066,943	-	3,066,943	100.00	-	100.00	-	-	-	-	2,853,281



Renaissance Corporate Consultants Limited

Table II - Statement showing shareholding pattern of the Promoter and Promoter Group

Table II - Statement showing shareholding pattern of the Promoter and Promoter Group																		
Category & Name of Shareholder	PAN	Number of Shareholders	No. of fully paid up equity shares held	Partly paid-up equity shares held	Nos. of shares underlying Depository Receipts	Total number of shares held	Shareholding % calculated as per SCRR, 1957 As a % of (A+B+C2)	Number of Voting Rights held in each class of securities (IX)				No. of Shares Underlying Outstanding convertible securities (including Warrants)	Shareholding , as a % assuming full conversion of convertible securities ( as a percentage of diluted share capital)	Number of Locked in shares		Shares Pledged of otherwise encumbered		Number of equity shares held in dematerialized form
								No of Voting Rights	Each share has I vote	Total as a % of Total Voting rights				No. (a)	As a % of total Shares held (b)	No. (a)	As a % of total Shares held (b)	
(I)	(II)	(III)	(IV)	(V)	(VI)	(VII = IV+V+VI)	(VIII)	Class X	Class Y	Total		(X)	(XI) = (VII)+(X) as a % of A+B+C2	(XII)		(XIII)		(XIV)
(A) Shareholding of Promoter and Promoter Group <sup>2</sup>																		
1 Indian		1																
(a) Individuals/ Hindu Undivided Family																		
HARIVANSH DALMIA	BWWPD9542E	-	1	-	-	1	0.00%	1	-	1	0.00%	-	0.00%	-	-	-	-	1
(b) Central Government/ State Government(s)		-	-	-	-	-	-	-	-	-	-	-	-	-	-	-	-	-
(c) Financial Institutions/ Banks		-	-	-	-	-	-	-	-	-	-	-	-	-	-	-	-	-
(d) Any Others(Specify)																		
Bodies Corporate		4																
Hilltop Metals Limited	AAACH8707J	-	114,122	-	-	114,122	3.72%	114,122	-	114,122	3.72%	-	3.72%	-	-	-	-	114,122
Hari Investments Private Limited	AAACH0869D	-	21	-	-	21	0.00%	21	-	21	0.00%	-	0.00%	-	-	-	-	21
Radhapriya Private Limited	AABCR6689J	-	21	-	-	21	0.00%	21	-	21	0.00%	-	0.00%	-	-	-	-	21
Asra Plantations Private Limited	ABLFA9575C	-	21	-	-	21	0.00%	21	-	21	0.00%	-	0.00%	-	-	-	-	-
Trust and Partnership Firm		2																
Ajai Hari Dalmia - Ajai Hari Dalmia Trust	AAFTA7798C	-	1,356,535	-	-	1,356,535	44.23%	1,356,535	-	1,356,535	44.23%	-	44.23%	-	-	-	-	1,356,535
Abhishek Dalmia - Radha Madhav Trust	AAFTA7799D	-	419,181	-	-	419,181	13.67%	419,181	-	419,181	13.67%	-	13.67%	-	-	-	-	419,181
Sub Total(A)(1)		7	1,889,901	-	-	1,889,901	61.62%	1,889,901	-	1,889,901	61.62%	-	61.62%	-	-	-	-	1,889,881
2 Foreign																		
a Individuals (Non-Residents Individuals/ Foreign Individuals)		-	-	-	-	-	-	-	-	-	-	-	-	-	-	-	-	-
b Government		-	-	-	-	-	-	-	-	-	-	-	-	-	-	-	-	-
c Institutions		-	-	-	-	-	-	-	-	-	-	-	-	-	-	-	-	-
d Foreign Portfolio Investor		-	-	-	-	-	-	-	-	-	-	-	-	-	-	-	-	-
e Any Others(Specify)		-	-	-	-	-	-	-	-	-	-	-	-	-	-	-	-	-
Sub Total(A)(2)		-	-	-	-	-	-	-	-	-	-	-	-	-	-	-	-	-
Total Shareholding of Promoter and Promoter Group (A)= (A)(1)+(A)(2)		7	1,889,901	-	-	1,889,901	61.62%	1,889,901	-	1,889,901	61.62%	-	61.62%	-	-	-	-	1,889,881





Table III - Statement showing shareholding pattern of the Public Shareholder

Category & Name of Shareholders	PAN	Number of Shareholders	No. of fully paid up equity shares held	Partly paid-up equity shares held	Nos. of shares underlying Depository Receipts	Total number of shares held	Shareholding % calculated as per SCRR, 1957 As a % of (A+B+C2)	Number of Voting Rights held in each class of securities (IX)			No. of Shares Underlying Outstanding convertible securities (including Warrants)	Shareholding, as a % assuming full conversion of convertible securities (as a percentage of diluted share capital)	Number of Locked in shares		Shares Pledged of otherwise encumbered		Number of equity shares held in dematerialized form
								No of Voting Rights has 1 vote	Each share	Total as a % of Total Voting rights			No. (a)	As a % of total Shares held (b)	No. (a)	As a % of total Shares held (b)	
(I)	(II)	(III)	(IV)	(V)	(VI)	VII = IV+V+VI	(VIII)	Class X	Class Y	Total	(X)	(XI) = (VII)+(X) as a % of A+B+C2	(XII)		(XIII)		(XIV)
(1) Institutions																	
(a) Mutual Funds/																	
(b) Venture Capital Funds																	
(c) Alternate Investment Funds																	
(d) Foreign Venture Capital Investors																	
(e) Foreign portfolio Investors																	
(f) Financial Institutions / Banks		1	100	-	-	100	0.00%	100	-	100	0.00%	-	0.00%	-	-	-	100
(g) Insurance Companies												0.00%		0.00%	0	0.00%	0
(h) Provident Funds/Pension Funds													0.00%	0	0.00%	0	0
(i) Any Other (specify)		1	710	-	-	710	0.02%	710	-	710	0.02%	-	0.02%	-	-	-	710
Sub-Total (B)(1)		2	810	0	0	810	0.02%	810	0	810	0.03%	0	0.03%	-	-	-	810
(2) Central Government/ State Government(s)/ President of India		0	-	-	-	-	-	-	-	-	-	-	-	-	-	-	-
Sub-Total (B)(2)		-	-	-	-	-	-	-	-	-	-	-	-	-	-	-	-
(3) Non-institutions																	
(a) Individuals -i. Individual shareholders holding nominal share capital up to Rs 2 lakh		6167	903022	-	-	903,022	29.44%	903,022	-	903,022	29.44%	-	29.44%	-	-	-	718,071
ii. Individual shareholders holding nominal share capital in excess of Rs. 2 lakh.		3	101106	-	-	101,106	3.30%	101,106	-	101,106	3.30%	-	3.30%	-	-	-	80,122
(b) NBFCs registered with RBI																	
(c) Employee Trusts																	
(d) Overseas Depositories (holding DRs) (balancing figure)																	
(e) Any other (Specify)																	
Trust		6	67742	-	-	67,742	2.21%	67,742	-	67,742	2.21%	-	2.21%	-	-	-	67,742
Bodies Corporate		81	39836	-	-	39,836	1.30%	39,836	-	39,836	1.30%	-	1.30%	-	-	-	32,451
Non Resident Indians		69	17213	-	-	17,213	0.56%	17,213	-	17,213	0.56%	-	0.56%	-	-	-	17,081
Clearing Members		20	3175	-	-	3,175	0.10%	3,175	-	3,175	0.10%	-	0.10%	-	-	-	3,175
Hindu Undivided Families		205	43529	-	-	43,529	1.42%	43,529	-	43,529	1.42%	-	1.42%	-	-	-	43,339
Investor education and protection fund		1	609	0	0	609	0.02%	609	0	609	0.00%	0	0.02%	0	0.00%	0	609
Sub-Total(B)(3)		6,552	1,176,232	-	-	1,176,232	38.35%	1,176,232	-	1,176,232	38.35%	-	38.35%	-	-	-	962,590
Total Public Shareholding (B)= (B)(1)+(B)(2)+B(3)		6,554	1,177,042	-	-	1,177,042	38.38%	1,177,042	-	1,177,042	38.38%	-	38.38%	-	-	-	963,400

Details of the shareholders acting as persons in concert including their shareholding(No. and %)

Details of shares which remain unclaimed may be given here along with details such as number of shareholders, outstanding shares held in demat/unclaimed suspense account, voting rights which are frozen etc.,

Note: (1) PAN would not be displayed on website of Stock Exchange(s). (2) The above format needs to be disclosed along with the name of the following persons: Institutions/Non Institutions holding more than 1% of total shares. (3) With the information pertaining to the Depository Receipts, the same may be disclosed in the respective columns to the extent information available and the balance to be disclosed as held by Custodian.





Table IV - Statement showing shareholding pattern of the Non Promoter- Non Public Shareholder

Table IV - Statement showing shareholding pattern of the Non Promoter- Non Public Shareholder																		
Category & Name of Shareholders	PAN	Number of Shareholders	No. of fully paid up equity shares held	Partly paid-up equity shares held	Nos. of shares underlying Depository Receipts	Total number of shares held	Shareholding % calculated as per SCRR, 1957 As a % of (A+B+C2)	Number of Voting Rights held in each class of securities (IX)				No. of Shares Underlying Outstanding convertible securities (including Warrants)	Shareholding, as a % assuming full conversion of convertible securities ( as a percentage of diluted share capital)	Number of Locked in shares		Shares Pledged of otherwise encumbered		Number of equity shares held in dematerialized form
								No of Voting Rights		Total as a % of Total Voting rights	No. (a)			As a % of total Shares held (a)	No. (a)	As a % of total Shares held (a)		
								Class X	Class Y									
(I)	(II)	(III)	(IV)	(V)	(VI)	VII = IV+V+VI	(VIII)	Class X	Class Y	Total		(X)	(XI) = (VII)+(X) as a % of A+B+C2	(XII)		(XIII)		(XIV)
(1) Custodian/DR Holder																		
(2) Employee Benefit Trust (under SEBI (Share based Employee Benefit) Regulations, 2014)																		
Total Non-Promoter- Non Public Shareholding (C)=(C)(1)+(C)(2)																		

Note :

(1) PAN would not be displayed on website of Stock Exchange(s).

(2) The above format needs to disclose name of all holders holding more than 1% of total number of shares

(3) W.r.t. the information pertaining to Depository Receipts, the same may be disclosed in the respective columns to the extent information available

For Renaissance Corporate Consultants Limited


  
 Authorised Signatory



Renaissance Consultancy Services Limited				
Shareholding pattern under Regulation 31 of SEBI (Listing Obligations and Disclosure Requirements) Regulations, 2015				
1	Name of entity: Renaissance Advanced Consultancy Limited			
2	Scrip code/Name of Scrip/Class of Security: NA			
3	Shareholding pattern filed under: Reg. 31(1)(a) / Reg. 31(1)(b) / Reg. 31(1)(c)			
	a.	If under Reg 31(1)(b) then indicate the report for the month ended October 31, 2021		
	b.	If under Reg 31(1)(c) then indicate date of allotment / extinguishment - N.A.		
4	Declaration: The Listed entity is required to submit the following declaration to the extent of submission of information: -			
			Yes*	No*
		<b>Particulars</b>		
1		Whether the Listed Entity has issued any partly paid up shares?	-	No
2		Whether the Listed Entity has issued any Convertible Securities or Warrants?	-	No
3		Whether the Listed Entity has any shares against which depository receipts are issued?	-	No
4		Whether the Listed Entity has any shares in locked-in?	-	No
5		Whether any shares held by promoters are pledge or otherwise encumbered?	-	No
<p>* If the Listed Entity selects the option 'No' for the questions above, the columns for the partly paid up shares, Outstanding Convertible Securities / Warrants, depository receipts, locked-in-shares, No. of shares pledged or otherwise encumbered by promoters, as applicable, shall not be displayed at the time of dissemination on the Stock Exchange website. Also whether there is 'No' declared by Listed Entity in above table the values will be considered as 'Zero' by default on submission of the format of holding of specified securities.</p>				

For Renaissance Consultancy Services Limited

  
Authorised Signatory

Renaissance Consultancy Services Limited  
Table I - Summary Statement holding of specified securities

Category	Category of shareholder	No. of shareholders	No. of fully paid up equity shares held	No. of partly paid up equity shares held	No. of shares underlying Depository Receipts	Total no. of shares held	Shareholding as a % of total no. of shares (calculated as per SCRR, 1957)	No. of voting rights held in each class of securities				No. of shares underlying outstanding convertible securities (including warrants)	Shareholding as a % assuming full conversion of convertible securities (as a % of diluted share capital)	No. of locked in shares		No. of shares pledged or otherwise encumbered		No. of equity shares held in dematerialised form			
								No. of voting rights			Total as a % of (A+B+C)			No. (a)		As a % of total shares held (B)	No. (a)		As a % of total shares held (b)		
								Class : Equity Shares	Class : NIL	Total											
(I)	(II)	(III)	(IV)	(V)	(VI)	(VII) = (IV) + (V) + (VI)	(VIII) As a % of (A+B+C2)	(IX)				(X)	(XI) = (VII) + (X)	(XII)		(XIII)		(XIV)			
(A)	Promoter & Promoter Group	6	1,842,125	-	-	1,842,125	84.91%	1,842,125	-	1,842,125	84.91%	-	84.91%	-	0.00%	-	0.00%	1,842,105			
(B)	Public	878	327,394	-	-	327,394	15.09%	327,394	-	327,394	15.09%	-	15.09%	-	0.00%	-	0.00%	161,322			
(C)	Non-promoter - Non-public	-	-	-	-	-	0.00%	-	-	-	0.00%	-	0.00%	-	0.00%	-	0.00%	-			
(C1)	Shares underlying DRs	-	-	-	-	-	0.00%	-	-	-	0.00%	-	0.00%	-	0.00%	-	0.00%	-			
(C2)	Shares held by Employee Trust	-	-	-	-	-	0.00%	-	-	-	0.00%	-	0.00%	-	0.00%	-	0.00%	-			
	<b>Total</b>	<b>884</b>	<b>2,169,519</b>	<b>-</b>	<b>-</b>	<b>2,169,519</b>	<b>100.00%</b>	<b>2,169,519</b>	<b>-</b>	<b>2,169,519</b>	<b>100.00%</b>	<b>-</b>	<b>100.00%</b>	<b>-</b>	<b>0.00%</b>	<b>-</b>	<b>0.00%</b>	<b>2,003,427</b>			





Renaissance Consultancy Services Limited  
Table II - Statement showing shareholding pattern of the Promoter and Promoter Group

	Category & Name of the shareholders	PAN	No. of shareholders	No. of fully paid up equity shares held	Partly paid up equity shares held	No. of shares underlying Depository Receipts	Total no. of shares held	Shareholding as a % of total no. of shares (calculated as per SCRR, 1957)	No. of voting rights held in each class of securities				No. of shares underlying outstanding convertible securities (including warrants)	Shareholding as a % assuming full conversion of convertible securities (as a % of diluted share capital)	No. of locked in shares		No. of shares pledged or otherwise encumbered		No. of equity shares held in dematerialised form
									No. of voting rights			Total as a % of (A+B+C)			No. (a)	As a % of total shares held (B)	No. (a)	As a % of total shares held (b)	
									Class : Equity Shares	Class : NIL	Total								
(i)	(ii)		(iii)	(iv)	(v)	(vi)	(vii) = (iv) + (v) + (vi)	(viii) As a % of (A+B+C2)	(ix)				(x)	(xi) = (vii) + (x)	(xii)		(xiii)		(xiv)
1	Indian																		
(a)	Individuals / Hindu Undivided Family		NA																
	Central Government / State Government																		
	Financial institutions / banks																		
	Any other (specify)		4																
(b)	Bodies Corporate																		
	Hilltop Metals Ltd	AAACH8707J		111229	-	-	111,229	5.13%	111,229	-	111,229	5.13%	-	5.13%	-	0.00%	-	0.00%	111,229
	Hari Investments Private Ltd	AAACH0869D		20	-	-	20	0.00%	20	-	20	0.00%	-	0.00%	-	0.00%	-	0.00%	20
	Radhapriya Private Ltd	AABCR6689J		20	-	-	20	0.00%	20	-	20	0.00%	-	0.00%	-	0.00%	-	0.00%	20
	Asra Plantations LLP	ABLFA9575C		20	-	-	20	0.00%	20	-	20	0.00%	-	0.00%	-	0.00%	-	0.00%	-
	Trust and Partnership Firm		2																
	Abhishek Dalmia, on behalf of Radha Madhav Trust	AAFTA7798C		408693	-	-	408,693	18.84%	408,693	-	408,693	18.84%	-	18.84%	-	0.00%	-	0.00%	408,693
	Ajai Hari Dalmia, on behalf of Ajai Hari Dalmia Trust	AAFTA7799D		1322143	-	-	1,322,143	60.94%	1,322,143	-	1,322,143	60.94%	-	60.94%	-	0.00%	-	0.00%	1,322,143
	Sub-total (A)(1)		6	1,842,125	-	-	1,842,125	84.91%	1,842,125	-	1,842,125	84.91%	-	84.91%	-	0.00%	-	0.00%	1,842,105
2	Foreign																		
(a)	Individuals (Non-resident individuals / foreign individuals)	-		-	-	-	-	-	-	-	-	-	-	-	-	-	-	-	-
(b)	Government	-		-	-	-	-	-	-	-	-	-	-	-	-	-	-	-	-
(c)	Institutions	-		-	-	-	-	-	-	-	-	-	-	-	-	-	-	-	-
(d)	Foreign Portfolio Investor	-		-	-	-	-	-	-	-	-	-	-	-	-	-	-	-	-
(e)	Any other (specify)	-		-	-	-	-	-	-	-	-	-	-	-	-	-	-	-	-
	Sub-total (A)(2)			-	-	-	-	-	-	-	-	-	-	-	-	-	-	-	-
	Total shareholding of Promoter and Promoter Group (A) = (A)(1) + (A)(2)		6	1,842,125	-	-	1,842,125	84.91%	1,842,125	-	1,842,125	84.91%	-	84.91%	-	0.00%	-	0.00%	1,842,105

Note:  
1 PAN would not be displayed on website of Stock Exchange(s)  
2 The term 'encumbrance' has the same meaning as assigned under regulation 28(3) of SEBI (substantial acquisition of shares and takeovers) Regulations, 2011



**Renaissance Consultancy Services Limited**  
Table III - Statement showing shareholding pattern of the Public shareholder

Table III - Statement showing shareholding pattern of the Public shareholder																			
	Category & Name of the shareholders	PAN	No. of shareholders	No. of fully paid up equity shares held	Partly paid up equity shares held	No. of shares underlying Depository Receipts	Total no. of shares held	Shareholding as a % of total no. of shares (calculated as per SCRR, 1957)	No. of voting rights held in each class of securities				No. of shares underlying outstanding convertible securities (including warrants)	Shareholding as a % assuming full conversion of convertible securities (as a % of diluted share capital)	No. of locked in shares		No. of shares pledged or otherwise encumbered		No. of equity shares held in dematerialised form
									No. of voting rights			Total as a % of (A+B+C)			No. (a)	As a % of total shares held (B)	No. (a)	As a % of total shares held (b)	
									Class : Equity Shares	Class : NIL	Total								
(I)	(II)	(III)		(IV)	(V)	(VI)	(VII) = (IV) + (V) + (VI)	(VIII) As a % of (A+B+C2)	(IX)				(X)	(XI) = (VII) + (X)	(XII)		(XIII)		(XIV)
(1)	Institutions		-	-	-	-	-	0.00%	-	-	-	-	-	-	-	0.00%	-	0.00%	-
(a)	Mutual Funds/		-	-	-	-	-	0.00%	-	-	-	-	-	-	-	0.00%	-	0.00%	-
(b)	Venture Capital Funds		-	-	-	-	-	0.00%	-	-	-	-	-	-	-	0.00%	-	0.00%	-
(c)	Alternate Investment Funds		-	-	-	-	-	0.00%	-	-	-	-	-	-	-	0.00%	-	0.00%	-
(d)	Foreign Venture Capital Investors		-	-	-	-	-	0.00%	-	-	-	-	-	-	-	0.00%	-	0.00%	-
(e)	Foreign portfolio Investors		-	-	-	-	-	0.00%	-	-	-	-	-	-	-	0.00%	-	0.00%	-
(f)	Financial Institutions / Banks		-	-	-	-	-	0.00%	-	-	-	-	-	-	-	0.00%	-	0.00%	-
(g)	Insurance Companies		-	-	-	-	-	0.00%	-	-	-	-	-	-	-	0.00%	-	0.00%	-
(h)	Provident Funds/Pension Funds		-	-	-	-	-	0.00%	-	-	-	-	-	-	-	0.00%	-	0.00%	-
(i)	Any Other (specify)		1	692	-	-	692	0.03%	692	-	692	0.03%	-	0.03%	-	0.00%	-	0.00%	692
	Sub-Total (B)(1)		1	692	-	-	692	0.03%	692	-	692	0.03%	-	0.03%	-	0.00%	-	0.00%	692
(2)	Central Government/ State Government(s)/ President of India		-	-	-	-	-	0.00%	-	-	-	0.00%	-	0.00%	-	0.00%	-	0.00%	-
	Sub-Total (B)(2)		-	-	-	-	-	0.00%	-	-	-	0.00%	-	0.00%	-	0.00%	-	0.00%	-
(3)	Non-institutions																		
(a)	Individuals -I. Individual shareholders holding nominal share capital in excess of Rs 2 lakh		1	20,452	-	-	20,452	0.94%	20,452	-	20,452	0.94%	-	0.94%	-	0.00%	-	0.00%	-
	ii. Individual shareholders holding nominal share capital upto Rs. 2 lakh.		839	225,764	-	-	225,764	10.41%	225,764	-	225,764	10.41%	-	10.41%	-	0.00%	-	0.00%	87,366
(b)	NBFCs registered with RBI																		
(c)	Employee Trusts																		
(d)	Overseas Depositories (holding DRs) (balancing figure)																		
(e)	Any other (Specify)																		
	Bodies Corporate		26	13,369	-	-	13,369	0.62%	13,369	-	13,369	0.62%	-	0.62%	-	0.00%	-	0.00%	6,332
	HUF		4	879	-	-	879	0.04%	879	-	879	0.04%	-	0.04%	-	0.00%	-	0.00%	694
	Non-Resident Indian (NRI)		2	218	-	-	218	0.01%	218	-	218	0.01%	-	0.01%	-	0.00%	-	0.00%	218
	Trust																		
	Chaitanya Dalmia, on behalf of Chaitanya Parivaar Trust	AAATC0515A	1	16	-	-	16	0.00%	16	-	16	0.00%	-	0.00%	-	0.00%	-	0.00%	16
	Chaitanya Dalmia, on behalf of Shri Finance	AACFS9120K	1	8	-	-	8	0.00%	8	-	8	0.00%	-	0.00%	-	0.00%	-	0.00%	8
	Saffron Agencies Limited, on behalf of Shri Hari Investments	ABEFS8112L	1	20	-	-	20	0.00%	20	-	20	0.00%	-	0.00%	-	0.00%	-	0.00%	20
	Ajai Hari Dalmia, on behalf of Shri Finance	AACFS9120K	1	60,941	-	-	60,941	2.81%	60,941	-	60,941	2.81%	-	2.81%	-	0.00%	0	0.00%	60,941
	Usha Dalmia, On behalf of Shri Finance	AACFS9120K	1	5,035	-	-	5,035	0.23%	5,035	-	5,035	0.23%	-	0.23%	-	0.00%	0	0.00%	5,035
	Sub-Total(B)(3)		877	326,702	-	-	326,702	15.06%	326,702	-	326,702	15.06%	-	15.06%	-	0.00%	-	0.00%	160,630
Note:																			
1																			
2	Total Public Shareholding (B)= (B)(1)+(B)(2)+(B)(3)		878	327,394	-	-	327,394	15.09%	327,394	-	327,394	15.09%	-	15.09%	-	0.00%	-	0.00%	161,322

PAN would not be displayed on website of Stock Exchange(s)

The above format needs to be disclosed along with the name of following persons: Institutions / Non institutions holding more than 1% of total number of shares





Renaissance Consultancy Services Limited  
Table IV - Statement showing shareholding pattern of the Non-promoter - Non-public shareholder

	Category & Name of the shareholders	No. of shareholders	No. of fully paid up equity shares held	Partly paid up equity shares held	No. of shares underlying Depository Receipts	Total no. of shares held	Shareholding as a % of total no. of shares (calculated as per SCRR, 1957)	No. of voting rights held in each class of securities				No. of shares underlying outstanding convertible securities (including warrants)	Shareholding as a % assuming full conversion of convertible securities (as a % of diluted share capital)	No. of locked in shares		No. of shares pledged or otherwise encumbered		No. of equity shares held in dematerialised form
								No. of voting rights			Total as a % of (A+B+C)			No. (a)	As a % of total shares held (B)	No. (a)	As a % of total shares held (b)	
								Class e.g. X	Class e.g. Y	Total								
(I)	(II)	(III)	(IV)	(V)	(VI)	(VII) = (IV) + (V) + (VI)	(VIII) As a % of (A+B+C2)	(IX)				(X)	(XI) = (VII) + (X)	(XII)		(XIII)		(XIV)
1	Custodian / DR holder																	
2	Employee Benefit Trust (under SEBI (Share based Employee Benefit) Regulations, 2014																	
	Total Non-promoter Non-public shareholding (C)= (C1)+(C2)																	

Note:

- 1 PAN would not be displayed on website of Stock Exchange(s)
- 2 The above format needs to be disclosed along with the name of all holders holding more than 1% of total number of shares
- 3 W.r.t. the information pertaining to Depository Receipts, the same may be disclosed in the respective column to the extent information available

For Renaissance Consultancy Services Limited

  
Authorised Signatory

1. Name of Listed Entity:	Revathi Equipment Limited
2. Scrip Code/Name of Scrip/Class of Security	REVATHI / INE617A01013
3. Share Holding Pattern Filed under: Reg. 31(1)(a)/Reg. 31(1)(b)/Reg.31(1)(c)	
a. If under 31(1)(b) then indicate the report as on	31-Oct-21
b. If under 31(1)(c) then indicate date of allotment/extinguishment	NA
4. Declaration:	

	Particulars	Yes*	No*
1	Whether the Listed Entity has issued any partly paid up shares?		No
2	Whether the Listed Entity has issued any Convertible Securities or Warrants?		No
3	Whether the Listed Entity has any shares against which depository receipts are issued?		No
4	Whether the Listed Entity has any shares in locked-in?		No
5	Whether any shares held by promoters are pledge or otherwise encumbered?		No

\*If the Listed Entity selects the option 'No' for the questions above, the columns for the partly paid up shares, Outstanding Convertible Securities/Warrants, depository receipts, locked-in shares, No of shares pledged or otherwise encumbered by promoters, as applicable, shall not be displayed at the time of dissemination on the Stock Exchange website. Also wherever there is 'No' declared by Listed Entity in above table the values will be considered as 'Zero' by default on submission of the format of holding of specified securities.

**For Revathi Equipment Limited**

  
**K. Maheswaran**  
**Company Secretary**



Revathi Equipment Limited

Table I - Summary Statement holding of specified securities

Table 1 - Summary Statement holding of specified securities																		
Category	Category of Shareholder	Number of Shareholders	No. of fully paid up equity shares held	Partly paid-up equity shares held	Nos. of shares underlying Depository Receipts	Total number of shares held	Shareholding % calculated as per SCRR, 1957 As a % of (A+B+C2)	Number of Voting Rights held in each class of securities (IX)				No. of Shares Underlying Outstanding convertible securities (including Warrants)	Shareholding, as a % assuming full conversion of convertible securities (as a percentage of diluted share capital)	Number of Locked in shares		Shares Pledged of otherwise encumbered		Number of equity shares held in dematerialized form
								No of Voting Rights		Each share has 1 vote	Total as a % of Total Voting rights			No. (a)	As a % of total Shares held (b)	No. (a)	As a % of total Shares held (b)	
								Class X	Class Y									
(I)	(II)	(III)	(IV)	(V)	(VI)	VII = IV+V+VI	(VIII)	Class X	Class Y	Total		(X)	(XI) = (VII)+(X) as a % of A+B+C2	(XII)		(XIII)		(XIV)
(A)	Promoter and Promoter Group	9	1,890,001	-	-	1,890,001	60.15	1,890,001		1,890,001	60.15	-	60.15	-	-	-	-	1,889,881
(B)	Public	6,571	1,252,307	-	-	1,252,307	39.85	1,252,307		1,252,307	39.85	-	39.85	-	-	-	-	969,522
(C)	Non Promoter-Non Public																	
(C1)	Shares underlying DRs																	
(C2)	Shares held by Employee Trusts																	
	Total	6,580	3,142,308	-	-	3,142,308	100.00	3,142,308	-	3,142,308	100.00	-	100.00	-	-	-	-	2,859,403





Table II - Statement showing shareholding pattern of the Promoter and Promoter Group

Category & Name of Shareholder	PAN	Number of Shareholders	No. of fully paid up equity shares held	Partly paid-up equity shares held	Nos. of shares underlying Depository Receipts	Total number of shares held	Shareholding % calculated as per SCRR, 1957 As a % of (A+B+C2)	Number of Voting Rights held in each class of securities (IX)				No. of Shares Underlying Outstanding convertible securities (including Warrants)	Shareholding as a % assuming full conversion of convertible securities (as a percentage of diluted share capital)	Number of Locked in shares		Shares Pledged of otherwise encumbered		Number of equity shares held in dematerialized form
								No of Voting Rights			Total as a % of Total Voting rights			No. (a)	As a % of total Shares held (b)	No. (a)	As a % of total Shares held (b)	
								Class X	Class Y	Total								
(I)	(II)	(III)	(IV)	(V)	(VI)	VII = IV+V+VI	(VIII)	Class X	Class Y	Total		(X)	(XI) = (VII)+(X) as a % of A+B+C2	(XII)		(XIII)		(XIV)
(A) Shareholding of Promoter and Promoter Group <sup>2</sup>																		
1 Indian																		
(a) Individuals/ Hindu Undivided Family		1																
HARIVANSH DALMIA		BWWPD9542B	1	-	-	1	0.00	1	-	1	0.00	-	0.00	-	-	-	-	1
(b) Central Government/ State Government(s)		0	-	-	-	-	-	-	-	-	-	-	-	-	-	-	-	-
(c) Financial Institutions/ Banks		0	-	-	-	-	-	-	-	-	-	-	-	-	-	-	-	-
(d) Any Others(Specify)																		
Bodies Corporate		6																
Hilltop Metals Limited		AAACH8707J	114,122	-	-	114,122	3.63	114,122	-	114,122	3.63	-	3.63	-	-	-	-	114,122
Hari Investments Private Limited		AAACH0869D	21	-	-	21	0.00	21	-	21	0.00	-	0.00	-	-	-	-	21
Radhapriya Private Limited		AABCR6689J	21	-	-	21	0.00	21	-	21	0.00	-	0.00	-	-	-	-	21
Asra Plantations Private Limited		ABLFA9575C	21	-	-	21	0.00	21	-	21	0.00	-	0.00	-	-	-	-	-
Renaissance Construction Technologies India Ltd		AAPFR2726R	50	-	-	50	0.00	50	-	50	0.00	-	0.00	-	-	-	-	-
Avalokiteshwar Valinv Limited		AAACU1603L	50	-	-	50	0.00	50	-	50	0.00	-	0.00	-	-	-	-	-
Trust and Partnership Firm		2																
Ajai Hari Dalmia - Ajai Hari Dalmia Trust		AAFTA7798C	1,356,535	-	-	1,356,535	43.17	1,356,535	-	1,356,535	43.17	-	43.17	-	-	-	-	1,356,535
Abhishek Dalmia - Radha Madhav Trust		AAFTA7799D	419,181	-	-	419,181	13.34	419,181	-	419,181	13.34	-	13.34	-	-	-	-	419,181
Sub Total(A)(1)		9	1,890,001	-	-	1,890,001	60.15	1,890,001	-	1,890,001	60.15	-	60.15	-	-	-	-	1,889,881
Foreign																		
Individuals (Non-Residents Individuals/ Foreign Individuals)		0	-	-	-	-	-	-	-	-	-	-	-	-	-	-	-	-
Government		0	-	-	-	-	-	-	-	-	-	-	-	-	-	-	-	-
Institutions		0	-	-	-	-	-	-	-	-	-	-	-	-	-	-	-	-
Foreign Portfolio Investor		0	-	-	-	-	-	-	-	-	-	-	-	-	-	-	-	-
Any Others(Specify)		0	-	-	-	-	-	-	-	-	-	-	-	-	-	-	-	-
2 Sub Total(A)(2)		-	-	-	-	-	-	-	-	-	-	-	-	-	-	-	-	-
a																		
b Total Shareholding of Promoter and Promoter Group (A)= (A)(1)+(A)(2)		9	1,890,001	-	-	1,890,001	60.15	1,890,001	-	1,890,001	60.15	-	60.15	-	-	-	-	1,889,881





Table III - Statement showing shareholding pattern of the Public Shareholder

Category & Name of Shareholders	PAN	Number of Shareholders	No. of fully paid up equity shares held	Partly paid-up equity shares held	Nos. of shares underlying Depository Receipts	Total number of shares held	Shareholding % calculated as per SCRR, 1957 As a % of (A+B+C2)	Number of Voting Rights held in each class of securities (IX)			No. of Shares Underlying Outstanding convertible securities (including Warrants)	Shareholding , as a % assuming full conversion of convertible securities ( as a percentage of diluted share capital)	Number of Locked in shares		Shares Pledged of otherwise encumbered		Number of equity shares held in dematerialized form	
								No of Voting Rights has I vote	Each share	Total as a % of Total Voting rights			No. (a)	As a % of total Shares held (b)	No. (a)	As a % of total Shares held (b)		
(I)	(II)	(III)	(IV)	(V)	(VI)	VII = IV+V+VI	(VIII)	Class X	Class Y	Total		(X)	(XI) = (VII)+(X) as a % of A+B+C2	(XII)		(XIII)		(XIV)
(1) Institutions																		
(a) Mutual Funds/																		
(b) Venture Capital Funds																		
(c) Alternate Investment Funds																		
(d) Foreign Venture Capital Investors																		
(e) Foreign portfolio Investors																		
(f) Financial Institutions Banks		1	100	-	-	100	0.00	100	-	100	0.00	-	0.00	-	-	-	-	100
(g) Insurance Companies																		
(h) Provident Funds/Pension Funds																		
(i) Any Other (specify)		1	710	-	-	710	0.02	710	-	710	0.02	-	0.02	-	-	-	-	710
Sub-Total (B)(1)		2	810	0	0	510	0.03	810	0	810	0.03	0	0.03	-	-	-	-	810
(2) Central Government/ State Government(s)/ President of India		0	-	-	-	-	-	-	-	-	-	-	-	-	-	-	-	-
Sub-Total (B)(2)		-	-	-	-	-	-	-	-	-	-	-	-	-	-	-	-	-
(3) Non-institutions																		
(a) Individuals -i. Individual shareholders holding nominal share capital up to Rs 2 lakh		6183	932139	-	-	932,139	29.66	932,139	-	932,139	29.66	-	29.66	-	-	-	-	724,193
ii. Individual shareholders holding nominal share capital in excess of Rs. 2 lakh.		4	147254	-	-	147,254	4.69	147,254	-	147,254	4.69	-	4.69	-	-	-	-	80,122
(b) NBFCs registered with RBI																		
(c) Employee Trusts																		
(d) Overseas Depositories (holding DRs) (balancing figure)																		
(e) Any other (Specify)																		
Trust		6	67742	-	-	67,742	2.16	67,742	-	67,742	2.16	-	2.16	-	-	-	-	67,742
Bodies Corporate		81	39836	-	-	39,836	1.27	39,836	-	39,836	1.27	-	1.27	-	-	-	-	32,451
Non Resident Indians		69	17213	-	-	17,213	0.55	17,213	-	17,213	0.55	-	0.55	-	-	-	-	17,081
Clearing Members		20	3175	-	-	3,175	0.10	3,175	-	3,175	0.10	-	0.10	-	-	-	-	3,175
Hindu Undivided Families		205	43529	-	-	43,529	1.39	43,529	-	43,529	1.39	-	1.39	-	-	-	-	43,339
Investor education and protection fund		1	609	-	-	609	0.02	609	-	609	0.02	-	0.02	-	-	-	-	609
Sub-Total(B)(3)		6,569	1,251,497	-	-	1,251,497	39.83	1,251,497	-	1,251,497	39.83	-	39.83	-	-	-	-	968,712
Total Public Shareholding (B)= (B)(1)+(B)(2)+B(3)		6,571	1,252,307	-	-	1,252,307	39.85	1,252,307	-	1,252,307	39.85	-	39.85	-	-	-	-	969,522

Details of the shareholders acting as persons in concert including their shareholding(No. and %)

Details of shares which remain unclaimed may be given here along with details such as number of shareholders, outstanding shares held in demat/unclaimed suspense account, voting rights which are frozen etc.,

Note: (1) PAN would not be displayed on website of Stock Exchange(s). (2) The above format needs to be disclosed along with the name of the following persons: Institutions/Non Institutions holding more than 1% of total shares. (3) W.r.t the information pertaining to the Depository Receipts, the same may be disclosed in the respective columns to the extent information available and the balance to be disclosed as held by Custodian.





Table IV - Statement showing shareholding pattern of the Non Promoter- Non Public Shareholder

Category & Name of Shareholders	PAN	Number of Shareholders	No. of fully paid up equity shares held	Partly paid-up equity shares held	Nos. of shares underlying Depository Receipts	Total number of shares held	Shareholding % calculated as per SCRR, 1957 As a % of (A+B+C2)	Number of Voting Rights held in each class of securities (IX)			No. of Shares Underlying Outstanding convertible securities (including Warrants)	Shareholding, as a % assuming full conversion of convertible securities ( as a percentage of diluted share capital)	Number of Locked in shares		Shares Pledged of otherwise encumbered		Number of equity shares held in dematerialized form
								No of Voting Rights		Total as a % of Total Voting rights			No. (a)	As a % of total Shares held (b)	No. (a)	As a % of total Shares held (b)	
(I)	(II)	(III)	(IV)	(V)	(VI)	VII = IV+V+VI	(VIII)	Class X	Class Y	Total		(X)	(XI) = (VII)+(X) as a % of A+B+C2	(XII)		(XIII)	(XIV)
(1) Custodian/DR Holder																	
(2) Employee Benefit Trust (under SEBI (Share based Employee Benefit) Regulations, 2014)																	
Total Non-Promoter- Non Public Shareholding (C)=(C)(1)+(C)(2)																	

Note :

(1) PAN would not be displayed on website of Stock Exchange(s).

(2) The above format needs to disclose name of all holders holding more than 1% of total number of shares

(3) W.r.t. the information pertaining to Depository Receipts, the same may be disclosed in the respective columns to the extent information available


For Revathi Equipment Limited

K. Maheswaran  
Company Secretary



Renaissance Stocks Limited				
Shareholding pattern under Regulation 31 of SEBI (Listing Obligations and Disclosure Requirements) Regulations, 2015				
1	Name of listed entity: Renaissance Stocks Limited			
2	Scrip code/Name of Scrip/Class of Security: NA			
3	Shareholding pattern filed under: Reg. 31(1)(a) / Reg. 31(1)(b) / Reg. 31(1)(c)			
	a.	If under Reg 31(1)(b) then indicate the report as on October 31, 2021		
	b.	If under Reg 31(1)(c) then indicate date of allotment / extinguishment - N.A.		
4	Declaration: The Listed entity is required to submit the following declaration to the extent of submission of information: -			
		<b>Particulars</b>	<b>Yes*</b>	<b>No*</b>
1		Whether the Listed Entity has issued any partly paid up shares?	-	No
2		Whether the Listed Entity has issued any Convertible Securities or Warrants?	-	No
3		Whether the Listed Entity has any shares against which depository receipts are issued?	-	No
4		Whether the Listed Entity has any shares in locked-in?	-	No
5		Whether any shares held by promoters are pledge or otherwise encumbered?	-	No
<p>* If the Listed Entity selects the option 'No' for the questions above, the columns for the partly paid up shares, Outstanding Convertible Securities / Warrants, depository receipts, locked-in-shares, No. of shares pledged or otherwise encumbered by promoters, as applicable, shall not be displayed at the time of dissemination on the Stock Exchange website. Also whether there is 'No' declared by Listed Entity in above table the values will be considered as 'Zero' by default on submission of the format of holding of specified securities.</p>				

For Renaissance Stocks Limited

  
Authorised Signatory



**Renaissance Stocks Limited**  
**Table I - Summary Statement holding of specified securities**

Table I - Summary Statement holding of specified securities																		
Category	Category of shareholder	No. of shareholders	No. of fully paid up equity shares held	No. of partly paid up equity shares held	No. of shares underlying Depository Receipts	Total no. of shares held	Shareholding as a % of total no. of shares (calculated as per SCRR, 1957)	No. of voting rights held in each class of securities				No. of shares underlying outstanding convertible securities (including warrants)	Shareholding as a % assuming full conversion of convertible securities (as a % of diluted share capital)	No. of locked in shares		No. of shares pledged or otherwise encumbered		No. of equity shares held in dematerialised form
								No. of voting rights			Total as a % of (A+B+C)			No. (a)	As a % of total shares held (B)	No. (a)	As a % of total shares held (b)	
								Class : Equity Shares	Class : NIL	Total								
(I)	(II)	(III)	(IV)	(V)	(VI)	(VII) = (IV) + (V) + (VI)	(VIII) As a % of (A+B+C2)	(IX)				(X)	(XI) = (VII) + (X)	(XII)		(XIII)		(XIV)
(A)	Promoter & Promoter Group																	
(B)	Public																	
(C)	Non-promoter - Non-public																	
(C1)	Shares underlying DRs																	
(C2)	Shares held by Employee Trust																	
	Total																	
N.A. since the transferor company will be dissolved pursuant to the Scheme																		

N.A. since the transferor company will be dissolved pursuant to the Scheme





**Renaissance Stocks Limited**

**Table II - Statement showing shareholding pattern of the Promoter and Promoter Group**

Table II - Statement showing shareholding pattern of the Promoter and Promoter Group																		
Category & Name of the shareholders	PAN	No. of shareholders	No. of fully paid up equity shares held	Partly paid up equity shares held	No. of shares underlying Depository Receipts	Total no. of shares held	Shareholding as a % of total no. of shares (calculated as per SCRR, 1957)	No. of voting rights held in each class of securities				No. of shares underlying & outstanding convertible securities (including warrants)	Shareholding as a % assuming full conversion of convertible securities (as a % of diluted share capital)	No. of locked in shares		No. of shares pledged or otherwise encumbered		No. of equity shares held in dematerialised form
								No. of voting rights			Total as a % of (A+B+C)			No. (a) As a % of total shares held (B)		No. (a) As a % of total shares held (b)		
								Class : Equity Shares	Class : NIL	Total								
(I)	(II)	(III)	(IV)	(V)	(VI)	(VII) = (IV) + (V) + (VI)	(VIII) As a % of (A+B+C2)	(IX)				(X)	(XI) = (VII) + (X)	(XII)		(XIII)		(XIV)
1	Indian																	
(a)	Individuals / Hindu Undivided Family																	
	Ajai Hari Dalmia - HUF																	
	Abhishek Dalmia																	
	Chaitanya Dalmia																	
	Puja Dalmia																	
	Ajai Hari Dalmia																	
	Priyamvada Dalmia																	
	Usha Dalmia																	
(b)	Central Government / State Government																	
(c)	Financial institutions / banks																	
(d)	Any other (specify)																	
	Bodies Corporate																	
	Spangle Marketing Limited																	
	Eastern Resin & Allied Products Ltd																	
	Saffron Agencies Ltd																	
	Anniversary Investments And Agencies Limited																	
	Arjun Minerals And Transporters Limited																	
	Broily Dealcom Up																	
	Lotus Trading Private Limited																	
	Renaissance Asset Management Company Pvt Ltd																	
	Renaissance Trustee Company Private Ltd																	
	Sunglow Agriculture Farms Private Ltd																	
	Hilltop Metals Limited																	
	Asra Plantations Private Limited																	
	Hari Investments Private Limited																	
	Radhapriya Private Limited																	
	Trust and Partnership Firm																	
	Ajai Hari Dalmia, on behalf of Ajai Hari Dalmia Trust																	
	Abhishek Dalmia, on behalf of Radha Madhav Trust																	
	Ajai Hari Dalmia, on behalf of Shri Finance																	
	Usha Dalmia, on behalf of Shri Finance																	
	Saffron Agencies Limited, on behalf of Shri Hari Investment																	
	Ajai Hari Dalmia, on behalf of Chaitanya Parivaar Trust																	
	Abhishek Dalmia, on behalf of Harivansh Trust																	
	Abhishek Dalmia, on behalf of Yashohari Trust																	
	Ajai Hari Dalmia, on behalf of Haripriya Trust																	
	Chaitanya Dalmia, on behalf of Shri Finance																	
	Puja Dalmia, on behalf of Shri Finance																	
	Ajai Hari Dalmia, on behalf of Priyamvada Trust																	
	Sub-total (A)(1)																	
2	Foreign																	
(a)	Individuals (Non-resident individuals / foreign individuals)																	
(b)	Government																	
(c)	Institutions																	
(d)	Foreign Portfolio Investor																	
(e)	Any other (specify)																	
	Sub-total (A)(2)																	
	Total shareholding of Promoter and Promoter Group (A) = (A)(1) + (A)(2)																	

N.A. since the transferor company will be dissolved pursuant to the Scheme

Note:

- 1 PAN would not be displayed on website of Stock Exchange(s)
- 2 The term 'encumbrance' has the same meaning as assigned under regulation 28(3) of SEBI (substantial acquisition of shares and takeovers) Regulations, 2011



**Renaissance Stocks Limited**  
Table III - Statement showing shareholding pattern of the Public shareholder

Table III - Statement showing shareholding pattern of the Public shareholder																			
(i)	Category & Name of the shareholders	PAN	No. of shareholders	No. of fully paid up equity shares held	Partly paid up equity shares held	No. of shares underlying Depository Receipts	Total no. of shares held	Shareholding as a % of total no. of shares (calculated as per SCRR, 1957)	No. of voting rights held in each class of securities				No. of shares underlying outstanding convertible securities (including warrants)	Shareholding as a % assuming full conversion of convertible securities (as a % of diluted share capital)	No. of locked in shares		No. of shares pledged or otherwise encumbered		No. of equity shares held in dematerialised form
									No. of voting rights			Total as a % of (A+B+C)			No. (a)	As a % of total shares held (B)	No. (a)	As a % of total shares held (b)	
									Class : Equity Shares	Class : Nil	Total								
(i)	(ii)	(iii)		(iv)	(v)	(vi)	(vii) = (iv) + (v) + (vi)	(viii) As a % of (A+B+C2)	(ix)				(x)	(xi) + (vii) + (x)	(xii)		(xiii)		(xiv)
(1)	Institutions																		
(a)	Mutual Funds/																		
(b)	Venture Capital Funds																		
(c)	Alternate Investment Funds																		
(d)	Foreign Venture Capital Investors																		
(e)	Foreign portfolio Investors																		
(f)	Financial Institutions / Banks																		
(g)	Insurance Companies																		
(h)	Provident Funds/Pension Funds																		
(i)	Any Other (specify)																		
	Sub-Total (B)(1)																		
(2)	Central Government/ State Government(s)/ President of India																		
	Sub-Total (B)(2)																		
(3)	Non-institutions																		
(a)	Individuals -i. Individual shareholders holding nominal share capital in excess of Rs 2 lakh ii. Individual shareholders holding nominal share capital upto Rs. 2 lakh.																		
(b)	NBFCs registered with RBI																		
(c)	Employee Trusts																		
(d)	Overseas Depositories (holding DRs) (balancing figure)																		
(e)	Any other (Specify)																		
	Bodies Corporate																		
	HUF																		
	Non-Resident Indian (NRI)																		
	Sub-Total(B)(3)																		
	Total Public Shareholding (B)= (B)(1)+(B)(2)+B(3)																		

N.A. since the transferor company will be dissolved pursuant to the Scheme

- Note:
- PAN would not be displayed on website of Stock Exchange(s)
  - The above format needs to be disclosed along with the name of following persons: Institutions / Non institutions holding more than 1% of total number of shares






Renaissance Stocks Limited  
Table IV - Statement showing shareholding pattern of the Non-promoter - Non-public shareholder

Table IV - Statement showing shareholding pattern of the Non-promoter - Non-public shareholder																		
Category & Name of the shareholders	No. of shareholders	No. of fully paid up equity shares held	Partly paid up equity shares held	No. of shares underlying Depository Receipts	Total no. of shares held	Shareholding as a % of total no. of shares (calculated as per SCRR, 1957)	No. of voting rights held in each class of securities				No. of shares underlying outstanding convertible securities (including warrants)	Shareholding as a % assuming full conversion of convertible securities (as a % of diluted share capital)	No. of locked in shares		No. of shares pledged or otherwise encumbered		No. of equity shares held in dematerialised form	
							No. of voting rights			Total as a % of (A+B+C)			No. (a)	As a % of total shares held (B)	No. (a)	As a % of total shares held (b)		
							Class e.g. X	Class e.g. Y	Total									
(I)	(II)	(III)	(IV)	(V)	(VI)	(VII) = (IV) + (V) + (VI)	(VIII) As a % of (A+B+C2)				(IX)	(X)	(XI) = (VII) + (X)	(XII)		(XIII)		(XIV)
1	Custodian / DR holder																	
2	Employee Benefit Trust (under SEBI (Share based Employee Benefit) Regulations, 2014																	
	Total Non-promoter Non-public shareholding (C)= (C)1																	
N.A. since the transferor company will be dissolved pursuant to the Scheme																		

N.A. since the transferor company will be dissolved pursuant to the Scheme


Note:

- 1 PAN would not be displayed on website of Stock Exchange(s)
- 2 The above format needs to be disclosed along with the name of all holders holding more than 1% of total number of shares
- 3 W.r.t. the information pertaining to Depository Receipts, the same may be disclosed in the respective column to the extent information available

**For Renaissance Stocks Limited**  
  
**Authorised Signatory**

Semac Consultants Private Limited			
Shareholding pattern under Regulation 31 of SEBI (Listing Obligations and Disclosure Requirements) Regulations, 2015			
1	Name of listed entity: Semac Consultants Private Limited		
2	Scrip code/Name of Scrip/Class of Security: NA		
3	Shareholding pattern filed under: Reg. 31(1)(a) / Reg. 31(1)(b) / Reg. 31(1)(c)		
	a.	If under Reg 31(1)(b) then indicate the report as on October 31, 2021	
	b.	If under Reg 31(1)(c) then indicate date of allotment / extinguishment - N.A.	
4	Declaration: The Listed entity is required to submit the following declaration to the extent of submission of information: -		
		<b>Particulars</b>	
			<b>Yes*</b> <b>No*</b>
1		Whether the Listed Entity has issued any partly paid up shares?	-      No
2		Whether the Listed Entity has issued any Convertible Securities or Warrants?	-      No
3		Whether the Listed Entity has any shares against which depository receipts are issued?	-      No
4		Whether the Listed Entity has any shares in locked-in?	-      No
5		Whether any shares held by promoters are pledge or otherwise encumbered?	-      No
<p>* If the Listed Entity selects the option 'No' for the questions above, the columns for the partly paid up shares, Outstanding Convertible Securities / Warrants, depository receipts, locked-in-shares, No. of shares pledged or otherwise encumbered by promoters, as applicable, shall not be displayed at the time of dissemination on the Stock Exchange website. Also whether there is 'No' declared by Listed Entity in above table the values will be considered as 'Zero' by default on submission of the format of holding of specified securities.</p>			

For Semac Consultants Private Limited

  
Authorised Signatory



Semac Consultants Private Limited  
Table I - Summary Statement holding of specified securities

Table I - Summary Statement Holding of Specified Securities																		
Category	Category of shareholder	No. of shareholders	No. of fully paid up equity shares held	No. of partly paid up equity shares held	No. of shares underlying Depository Receipts	Total no. of shares held	Shareholding as a % of total no. of shares (calculated as per SCRR, 1957)	No. of voting rights held in each class of securities				No. of shares underlying outstanding convertible securities (including warrants)	Shareholding as a % assuming full conversion of convertible securities (as a % of diluted share capital)	No. of locked in shares		No. of shares pledged or otherwise encumbered		No. of equity shares held in dematerialised form
								No. of voting rights			Total as a % of (A+B+C)			No. (a)	As a % of total shares held (B)	No. (a)	As a % of total shares held (b)	
								Class : Equity Shares	Class : NIL	Total								
(I)	(II)	(III)	(IV)	(V)	(VI)	(VII) = (IV) + (V) + (VI)	(VIII) As a % of (A+B+C2)	(IX)				(X)	(XI) = (VII) + (X)	(XII)		(XIII)		(XIV)
(A)	Promoter & Promoter Group	N.A. since the transferor company will be dissolved pursuant to the Scheme																
(B)	Public																	
(C)	Non-promoter - Non-public																	
(C1)	Shares underlying DRs																	
(C2)	Shares held by Employee Trust																	
	Total																	

N.A. since the transferor company will be dissolved pursuant to the Scheme



Semac Consultants Private Limited  
Table II - Statement showing shareholding pattern of the Promoter and Promoter Group

Table II - Statement showing shareholding pattern of the Promoter and Promoter Group																			
Category & Name of the shareholders	PAN	No. of shareholders	No. of fully paid up equity shares held	Partly paid up equity shares held	No. of shares underlying Depository Receipts	Total no. of shares held	Shareholding as a % of total no. of shares (calculated as per SCRR, 1957)	No. of voting rights held in each class of securities				No. of shares underlying outstanding convertible securities (including warrants)	Shareholding as a % assuming full conversion of convertible securities (as a % of diluted share capital)	No. of locked in shares		No. of shares pledged or otherwise encumbered		No. of equity shares held in dematerialised form	
								No. of voting rights			Total as a % of (A+B+C)			No. of (a)		As a % of total shares held (b)			
								Class : Equity Shares	Class : NIL	Total									
(I)	(II)	(III)	(IV)	(V)	(VI)	(VII) = (IV) + (V) + (VI)	(VIII) As a % of (A+B+C2)	(IX)				(X)	(XI) = (VII) + (X)	(XII)		(XIII)		(XIV)	
1	Indian																		
(a)	Individuals / Hindu Undivided Family																		
	Ajai Hari Dalmia - HUF																		
	Abhishek Dalmia																		
	Chaitanya Dalmia																		
	Puja Dalmia																		
	Ajai Hari Dalmia																		
	Priyamvada Dalmia																		
	Usha Dalmia																		
(b)	Central Government / State Government																		
(c)	Financial institutions / banks																		
(d)	Any other (specify)																		
	Bodies Corporate																		
	Spangle Marketing Limited																		
	Eastern Resin & Allied Products Ltd																		
	Saffron Agencies Ltd																		
	Anniversary Investments And Agencies Limited																		
	Arjun Minerals And Transporters Limited																		
	Brolly Dealcom Lip																		
	Lotus Trading Private Limited																		
	Renaissance Asset Management Company Pvt Ltd																		
	Renaissance Trustee Company Private Ltd																		
	Sunglow Agriculture Farms Private Ltd																		
	Hilltop Metals Limited																		
	Asra Plantations Private Limited																		
	Hari Investments Private Limited																		
	Radhapriya Private Limited																		
	Trust and Partnership Firm																		
	Ajai Hari Dalmia, on behalf of Ajai Hari Dalmia Trust																		
	Abhishek Dalmia, on behalf of Radha Madhav Trust																		
	Ajai Hari Dalmia, on behalf of Shri Finance																		
	Usha Dalmia, on behalf of Shri Finance																		
	Saffron Agencies Limited, on behalf of Shri Hari Investment																		
	Ajai Hari Dalmia, on behalf of Chaitanya Parivaar Trust																		
	Abhishek Dalmia, on behalf of Harivansh Trust																		
	Abhishek Dalmia, on behalf of Yashohari Trust																		
	Ajai Hari Dalmia, on behalf of Haripriya Trust																		
	Chaitanya Dalmia, on behalf of Shri Finance																		
	Puja Dalmia, on behalf of Shri Finance																		
	Ajai Hari Dalmia, on behalf of Priyamvada Trust																		
	Sub-total (A)(1)																		
2	Foreign																		
(a)	Individuals (Non-resident individuals / foreign individuals)																		
(b)	Government																		
(c)	Institutions																		
(d)	Foreign Portfolio Investor																		
(e)	Any other (specify)																		
	Sub-total (A)(2)																		
	Total shareholding of Promoter and Promoter Group (A) = (A)(1) + (A)(2)																		

N.A. since the transferor company will be dissolved pursuant to the Scheme

Note:  
1 PAN would not be displayed on website of Stock Exchange(s)  
2 The term 'encumbrance' has the same meaning as assigned under regulation 28(3) of SEBI (substantial acquisition of shares and takeovers) Regulations, 2011





Semac Consultants Private Limited  
Table III - Statement showing shareholding pattern of the Public shareholder

(i)	Category & Name of the shareholders	PAN	No. of shareholders	No. of fully paid up equity shares held	Partly paid up equity shares held	No. of shares underlying Depository Receipts	Total no. of shares held	Shareholding as a % of total no. of shares (calculated as per SCRR, 1957)	No. of voting rights held in each class of securities				No. of shares underlying outstanding convertible securities (including warrants)	Shareholding as a % assuming full conversion of convertible securities (as a % of diluted share capital)	No. of locked in shares		No. of shares pledged or otherwise encumbered		No. of equity shares held in dematerialised form
									No. of voting rights			Total as a % of (A+B+C)			No. (a)	As a % of total shares held (B)	No. (a)	As a % of total shares held (b)	
									Class : Equity Shares	Class : NIL	Total								
(i)	(ii)	(iii)		(iv)	(v)	(vi)	(vii) = (iv) + (v) + (vi)	(viii) As a % of (A+B+C2)	(ix)				(x)	(xi) = (vii) + (x)	(xii)		(xiii)		(xiv)
(1)	Institutions																		
(a)	Mutual Funds/																		
(b)	Venture Capital Funds																		
(c)	Alternate Investment Funds																		
(d)	Foreign Venture Capital Investors																		
(e)	Foreign portfolio Investors																		
(f)	Financial Institutions <sup>4</sup> Banks																		
(g)	Insurance Companies																		
(h)	Provident Funds/Pension Funds																		
(i)	Any Other (specify)																		
	Sub-Total (B)(1)																		
(2)	Central Government/ State Government(s)/ President of India																		
	Sub-Total (B)(2)																		
(3)	Non-institutions																		
(a)	Individuals -i. Individual shareholders holding nominal share capital in excess of Rs 2 lakh ii. Individual shareholders holding nominal share capital upto Rs. 2 lakh.																		
(b)	NBFCs registered with RBI																		
(c)	Employee Trusts																		
	Overseas Depositories (holding DRs) (balancing figure)																		
(d)	Any other (Specify)																		
	Bodies Corporate																		
	HUF																		
	Non-Resident Indian (NRI)																		
	Sub-Total(B)(3)																		
	Total Public Shareholding (B)= (B)(1)+(B)(2)+B(3)																		

N.A. since the transferor company will be dissolved pursuant to the Scheme

Note:

- 1 PAN would not be displayed on website of Stock Exchange(s)
- 2 The above format needs to be disclosed along with the name of following persons: Institutions / Non institutions holding more than 1% of total number of shares



Semac Consultants Private Limited  
Table IV - Statement showing shareholding pattern of the Non-promoter - Non-public shareholder

Table IV – Statement showing shareholding pattern of the Non-promoter / Non-public shareholders																		
Category & Name of the shareholders	No. of shareholders	No. of fully paid up equity shares held	Partly paid up equity shares held	No. of shares underlying Depository Receipts	Total no. of shares held	Shareholding as a % of total no. of shares (calculated as per SCRR, 1957)	No. of voting rights held in each class of securities				No. of shares underlying outstanding convertible securities (including warrants)	Shareholding as a % assuming full conversion of convertible securities (as a % of diluted share capital)	No. of locked in shares		No. of shares pledged or otherwise encumbered		No. of equity shares held in dematerialised form	
							No. of voting rights			Total as a % of (A+B+C)			No. (a)	As a % of total shares held (B)	No. (a)	As a % of total shares held (b)		
							Class e.g. X	Class e.g. Y	Total									
(I)	(II)	(III)	(IV)	(V)	(VI)	(VII) = (IV) + (V) + (VI)	(VIII) As a % of (A+B+C2)	(IX)				(X)	(XI) = (VII) + (X)	(XII)		(XIII)		(XIV)
1	Custodian / DR holder																	
2	Employee Benefit Trust (under SEBI (Share based Employee Benefit) Regulations, 2014																	
	Total Non-promoter Non-public shareholding (C)=[C](1)																	
N.A. since the transferor company will be dissolved pursuant to the Scheme																		

N.A. since the transferor company will be dissolved pursuant to the Scheme

Note:

- 1 PAN would not be displayed on website of Stock Exchange(s)
- 2 The above format needs to be disclosed along with the name of all holders holding more than 1% of total number of shares
- 3 W.r.t. the information pertaining to Depository Receipts, the same may be disclosed in the respective column to the extent information available

**For Semac Consultants Private Limited**

  
**Authorised Signatory**



Renaissance Advanced Consultancy Limited				
Shareholding pattern under Regulation 31 of SEBI (Listing Obligations and Disclosure Requirements) Regulations, 2015				
1	Name of entity: Renaissance Advanced Consultancy Limited			
2	Scrip code/Name of Scrip/Class of Security: NA			
3	Shareholding pattern filed under: Reg. 31(1)(a) / Reg. 31(1)(b) / Reg. 31(1)(c)			
	a.	If under Reg 31(1)(b) then indicate the report for the month ended October 31, 2021		
	b.	If under Reg 31(1)(c) then indicate date of allotment / extinguishment - N.A.		
4	Declaration: The Listed entity is required to submit the following declaration to the extent of submission of information: -			
			Yes*	No*
		<b>Particulars</b>		
1		Whether the Listed Entity has issued any partly paid up shares?	-	No
2		Whether the Listed Entity has issued any Convertible Securities or Warrants?	-	No
3		Whether the Listed Entity has any shares against which depository receipts are issued?	-	No
4		Whether the Listed Entity has any shares in locked-in?	-	No
5		Whether any shares held by promoters are pledge or otherwise encumbered?	-	No
<p>* If the Listed Entity selects the option 'No' for the questions above, the columns for the partly paid up shares, Outstanding Convertible Securities / Warrants, depository receipts, locked-in-shares, No. of shares pledged or otherwise encumbered by promoters, as applicable, shall not be displayed at the time of dissemination on the Stock Exchange website. Also whether there is 'No' declared by Listed Entity in above table the values will be considered as 'Zero' by default on submission of the format of holding of specified securities.</p>				

For Renaissance Advanced Consultancy Limited



Authorised Signatory



Renaissance Advanced Consultancy Limited  
Table I - Summary Statement holding of specified securities

Table I - Summary Statement holding of specified securities																		
Category	Category of shareholder	No. of shareholders	No. of fully paid up equity shares held	No. of partly paid up equity shares held	No. of shares underlying Depository Receipts	Total no. of shares held	Shareholding as a % of total no. of shares (calculated as per SCRR, 1957)	No. of voting rights held in each class of securities				No. of shares underlying outstanding convertible securities (including warrants)	Shareholding as a % assuming full conversion of convertible securities (as a % of diluted share capital)	No. of locked in shares		No. of shares pledged or otherwise encumbered		No. of equity shares held in dematerialised form
								No. of voting rights			Total as a % of (A+B+C)			No. (a)	As a % of total shares held (B)	No. (a)	As a % of total shares held (b)	
								Class : Equity Shares	Class : NIL	Total								
(i)	(ii)	(iii)	(iv)	(v)	(vi)	(vii) = (iv) + (v) + (vi)	(viii) As a % of (A+B+C2)	(ix)				(x)	(xi) = (vii) + (x)	(xii)		(xiii)		(xiv)
(A)	Promoter & Promoter Group	6	1,842,125	-	-	1,842,125	84.91%	1,842,125	-	1,842,125	84.91%	-	84.91%	-	0.00%	-	0.00%	1,842,105
(B)	Public	878	327,394	-	-	327,394	15.09%	327,394	-	327,394	15.09%	-	15.09%	-	0.00%	-	0.00%	161,322
(C)	Non-promoter - Non-public	-	-	-	-	-	0.00%	-	-	-	0.00%	-	0.00%	-	0.00%	-	0.00%	-
(C1)	Shares underlying DRs	-	-	-	-	-	0.00%	-	-	-	0.00%	-	0.00%	-	0.00%	-	0.00%	-
(C2)	Shares held by Employee Trust	-	-	-	-	-	0.00%	-	-	-	0.00%	-	0.00%	-	0.00%	-	0.00%	-
	Total	884	2,169,519	-	-	2,169,519	100.00%	2,169,519	-	2,169,519	100.00%	-	100.00%	-	0.00%	-	0.00%	2,003,427





Renaissance Advanced Consultancy Limited  
Table II - Statement showing shareholding pattern of the Promoter and Promoter Group

Table II - Statement showing shareholding pattern of the Promoter and Promoter Group																		
	Category & Name of the shareholders	No. of shareholders	No. of fully paid up equity shares held	Partly paid up equity shares held	No. of shares underlying Depository Receipts	Total no. of shares held	Shareholding as a % of total no. of shares (calculated as per SCRR, 1957)	No. of voting rights held in each class of securities				No. of shares underlying outstanding convertible securities (including warrants)	Shareholding as a % assuming full conversion of convertible securities (as a % of diluted share capital)	No. of locked in shares		No. of shares pledged or otherwise encumbered		No. of equity shares held in dematerialised form
								No. of voting rights			Total as a % of (A+B+C)			No. (a)	As a % of total	No. (a)	As a % of total	
								Class : Equity	Class : NIL	Total								
(I)	(II)	(III)	(IV)	(V)	(VI)	(VII) = (IV) + (V) + (VI)	(VIII) As a % of (A+B+C2)	(IX)				(X)	(XI) = (VII) + (X)	(XII)		(XIII)		(XIV)
1	Indian																	
(a)	Individuals / Hindu Undivided Family	NA																
	Central Government / State Government																	
	Financial institutions / banks																	
	Any other (specify)	4																
(b)	Bodies Corporate																	
	Hilltop Metals Ltd		111229	-	-	111,229	5.13%	111,229	-	111,229	5.13%	-	5.13%	-	0.00%	-	0.00%	111,229
	Hari Investments Private Ltd		20	-	-	20	0.00%	20	-	20	0.00%	-	0.00%	-	0.00%	-	0.00%	20
	Radhapriya Private Ltd		20	-	-	20	0.00%	20	-	20	0.00%	-	0.00%	-	0.00%	-	0.00%	20
	Asra Plantations LLP		20	-	-	20	0.00%	20	-	20	0.00%	-	0.00%	-	0.00%	-	0.00%	-
	Trust and Partnership Firm	2																
	Abhishek Dalmia, on behalf of Radha Madhav Trust		408693	-	-	408,693	18.84%	408,693	-	408,693	18.84%	-	18.84%	-	0.00%	-	0.00%	408,693
	Ajai Hari Dalmia, on behalf of Ajai Hari Dalmia Trust		1322143	-	-	1,322,143	60.94%	1,322,143	-	1,322,143	60.94%	-	60.94%	-	0.00%	-	0.00%	1,322,143
	Sub-total (A)(1)	6	1,842,125	-	-	1,842,125	84.91%	1,842,125	-	1,842,125	84.91%	-	84.91%	-	0.00%	-	0.00%	1,842,105
2	Foreign																	
(a)	Individuals (Non-resident individuals / foreign individuals)		-	-	-	-	-	-	-	-	-	-	-	-	-	-	-	-
(b)	Government		-	-	-	-	-	-	-	-	-	-	-	-	-	-	-	-
(c)	Institutions		-	-	-	-	-	-	-	-	-	-	-	-	-	-	-	-
(d)	Foreign Portfolio Investor		-	-	-	-	-	-	-	-	-	-	-	-	-	-	-	-
(e)	Any other (specify)		-	-	-	-	-	-	-	-	-	-	-	-	-	-	-	-
	Sub-total (A)(2)		-	-	-	-	-	-	-	-	-	-	-	-	-	-	-	-
	Total shareholding of Promoter and Promoter Group (A) = (A)(1) + (A)(2)	6	1,842,125	-	-	1,842,125	84.91%	1,842,125	-	1,842,125	84.91%	-	84.91%	-	0.00%	-	0.00%	1,842,105

Note:

1 The term 'encumbrance' has the same meaning as assigned under regulation 28(3) of SEBI (substantial acquisition of shares and takeovers) Regulations, 2011





Renaissance Advanced Consultancy Limited  
Table III - Statement showing shareholding pattern of the Public shareholder

Table III - Statement showing shareholding pattern of the Public shareholder																	
Category & Name of the shareholders	No. of shareholders	No. of fully paid up equity shares held	Partly paid up equity shares held	No. of shares underlying Depository Receipts	Total no. of shares held	Shareholding as a % of total no. of shares (calculated as per SCRR, 1957)	No. of voting rights held in each class of securities				No. of shares underlying outstanding convertible securities (including warrants)	Shareholding as a % assuming full conversion of convertible securities (as a % of diluted share capital)	No. of locked in shares		No. of shares pledged or otherwise encumbered		No. of equity shares held in dematerialised form
							No. of voting rights			Total as a % of (A+B+C)			No. (a)	As a % of total shares held (B)	No. (a)	As a % of total shares held (b)	
							Class : Equity Shares	Class : NIL	Total								
(I)	(II)	(IV)	(V)	(VI)	(VII) = (IV) + (V) + (VI)	(VIII) As a % of (A+B+C2)	(IX)				(X)	(XI) = (VII) + (X)	(XII)		(XIII)		(XIV)
(1) Institutions	-	-	-	-	-	0.00%	-	-	-	-	-	-	-	0.00%	-	0.00%	-
(a) Mutual Funds/	-	-	-	-	-	0.00%	-	-	-	-	-	-	-	0.00%	-	0.00%	-
(b) Venture Capital Funds	-	-	-	-	-	0.00%	-	-	-	-	-	-	-	0.00%	-	0.00%	-
(c) Alternate Investment Funds	-	-	-	-	-	0.00%	-	-	-	-	-	-	-	0.00%	-	0.00%	-
(d) Foreign Venture Capital Investors	-	-	-	-	-	0.00%	-	-	-	-	-	-	-	0.00%	-	0.00%	-
(e) Foreign portfolio Investors	-	-	-	-	-	0.00%	-	-	-	-	-	-	-	0.00%	-	0.00%	-
(f) Financial Institutions / Banks	-	-	-	-	-	0.00%	-	-	-	-	-	-	-	0.00%	-	0.00%	-
(g) Insurance Companies	-	-	-	-	-	0.00%	-	-	-	-	-	-	-	0.00%	-	0.00%	-
(h) Provident Funds/Pension Funds	-	-	-	-	-	0.00%	-	-	-	-	-	-	-	0.00%	-	0.00%	-
(i) Any Other (specify)	1	692	-	-	692	0.03%	692	-	692	0.03%	-	0.03%	-	0.00%	-	0.00%	692
Sub-Total (B)(1)	1	692	-	-	692	0.03%	692	-	692	0.03%	-	0.03%	-	0.00%	-	0.00%	692
(2) Central Government/ State Government(s)/ President of India	-	-	-	-	-	0.00%	-	-	-	0.00%	-	0.00%	-	0.00%	-	0.00%	-
Sub-Total (B)(2)	-	-	-	-	-	0.00%	-	-	-	0.00%	-	0.00%	-	0.00%	-	0.00%	-
(3) Non-institutions																	
(a) Individuals -i. Individual shareholders holding nominal share capital in excess of Rs 2 lakh	1	20,452	-	-	20,452	0.94%	20,452	-	20,452	0.94%	-	0.94%	-	0.00%	-	0.00%	-
ii. Individual shareholders holding nominal share capital upto Rs. 2 lakh.	839	225,764	-	-	225,764	10.41%	225,764	-	225,764	10.41%	-	10.41%	-	0.00%	-	0.00%	87,366
(b) NBFCs registered with RBI																	
(c) Employee Trusts																	
(d) Overseas Depositories (holding DRs) (balancing figure)																	
(e) Any other (Specify)																	
Bodies Corporate	26	13,369	-	-	13,369	0.62%	13,369	-	13,369	0.62%	-	0.62%	-	0.00%	-	0.00%	6,332
HUF	4	879	-	-	879	0.04%	879	-	879	0.04%	-	0.04%	-	0.00%	-	0.00%	694
Non-Resident Indian (NRI)	2	218	-	-	218	0.01%	218	-	218	0.01%	-	0.01%	-	0.00%	-	0.00%	218
Trust																	
Chaitanya Dalmia, on behalf of Chaitanya Parivaar Trust	1	16	-	-	16	0.00%	16	-	16	0.00%	-	0.00%	-	0.00%	-	0.00%	16
Chaitanya Dalmia, on behalf of Shri Finance	1	8	-	-	8	0.00%	8	-	8	0.00%	-	0.00%	-	0.00%	-	0.00%	8
Saffron Agencies Limited, on behalf of Shri Hari Investment	1	20	-	-	20	0.00%	20	-	20	0.00%	-	0.00%	-	0.00%	-	0.00%	20
Ajai Hari Dalmia, on behalf of Shri Finance	1	60941	-	-	60,941	2.81%	60,941	-	60,941	2.81%	-	2.81%	-	0.00%	0	0.00%	60,941
Usha Dalmia, On behalf of Shri Finance	1	5035	-	-	5,035	0.23%	5,035	-	5,035	0.23%	-	0.23%	-	0.00%	0	0.00%	5,035
Note: Sub-Total(B)(3)	877	326,702	-	-	326,702	15.06%	326,702	-	326,702	15.06%	-	15.06%	-	0.00%	-	0.00%	160,630
1																	
2 Total Public Shareholding (B)= (B)(1)+(B)(2)+(B)(3)	878	327,394	-	-	327,394	15.09%	327,394	-	327,394	15.09%	-	15.09%	-	0.00%	-	0.00%	161,322

**Note**

1 The above format needs to be disclosed along with the name of following persons: Institutions / Non institutions holding more than 1% of total number of shares






Renaissance Advanced Consultancy Limited  
Table IV - Statement showing shareholding pattern of the Non-promoter - Non-public shareholder

Table IV - Statement showing shareholding pattern of the non-promoter - Non-public shareholder																		
Category & Name of the shareholders	No. of shareholders	No. of fully paid up equity shares held	Partly paid up equity shares held	No. of shares underlying Depository Receipts	Total no. of shares held	Shareholding as a % of total no. of shares (calculated as per SCRR, 1957)	No. of voting rights held in each class of securities				No. of shares underlying outstanding convertible securities (including warrants)	Shareholding as a % assuming full conversion of convertible securities (as a % of diluted share capital)	No. of locked in shares		No. of shares pledged or otherwise encumbered		No. of equity shares held in dematerialised form	
							No. of voting rights			Total as a % of (A+B+C)			No. (a)	As a % of total shares held (B)	No. (a)	As a % of total shares held (b)		
							Class e.g. X	Class e.g. Y	Total									
(I)	(II)	(III)	(IV)	(V)	(VI)	(VII) = (IV) + (V) + (VI)	(VIII) As a % of (A+B+C2)	(IX)				(X)	(XI) = (VII) + (X)	(XII)		(XIII)		(XIV)
1	Custodian / DR holder																	
2	Employee Benefit Trust (under SEBI (Share based Employee Benefit) Regulations, 2014																	
	Total Non-promoter Non-public shareholding (C)=(C)(1)+(C)(2)																	

Note:


- 1 The above format needs to be disclosed along with the name of all holders holding more than 1% of total number of shares
- 2 W.r.t. the information pertaining to Depository Receipts, the same may be disclosed in the respective column to the extent information available

For Renaissance Advanced Consultancy Limited

  
Authorised Signatory

Renaissance Corporate Consultants Limited				
Shareholding pattern under Regulation 31 of SEBI (Listing Obligations and Disclosure Requirements) Regulations, 2015				
1	Name of entity: Renaissance Corporate Consultants Limited			
2	Scrip code/Name of Scrip/Class of Security: NA			
3	Shareholding pattern filed under: Reg. 31(1)(a) / Reg. 31(1)(b) / Reg. 31(1)(c)			
	a.	If under Reg 31(1)(b) then indicate the report as on October 31, 2021		
	b.	If under Reg 31(1)(c) then indicate date of allotment / extinguishment - N.A.		
4	Declaration: The Listed entity is required to submit the following declaration to the extent of submission of information: -			
			Yes*	No*
		Particulars		
1		Whether the Listed Entity has issued any partly paid up shares?	-	No
2		Whether the Listed Entity has issued any Convertible Securities or Warrants?	-	No
3		Whether the Listed Entity has any shares against which depository receipts are issued?	-	No
4		Whether the Listed Entity has any shares in locked-in?	-	No
5		Whether any shares held by promoters are pledge or otherwise encumbered?	-	No
<p>* If the Listed Entity selects the option 'No' for the questions above, the columns for the partly paid up shares, Outstanding Convertible Securities / Warrants, depository receipts, locked-in-shares, No. of shares pledged or otherwise encumbered by promoters, as applicable, shall not be displayed at the time of dissemination on the Stock Exchange website. Also whether there is 'No' declared by Listed Entity in above table the values will be considered as 'Zero' by default on submission of the format of holding of specified securities.</p>				

For Renaissance Corporate Consultants Limited

  
Authorised Signatory



Renaissance Corporate Consultants Limited  
Table I - Summary Statement holding of specified securities

Table I - Summary Statement holding of specified securities																		
Category	Category of shareholder	No. of shareholders	No. of fully paid up equity shares held	No. of partly paid up equity shares held	No. of shares underlying Depository Receipts	Total no. of shares held	Shareholding as a % of total no. of shares (calculated as per SCRR, 1957)	No. of voting rights held in each class of securities				No. of shares underlying outstanding convertible securities (including warrants)	Shareholding as a % assuming full conversion of convertible securities (as a % of diluted share capital)	No. of locked in shares		No. of shares pledged or otherwise encumbered		No. of equity shares held in dematerialised form
								No. of voting rights			Total as a % of (A+B+C)			No. (a)	As a % of total shares held (B)	No. (a)	As a % of total shares held (b)	
								Class : Equity Shares	Class : NIL	Total								
(I)	(II)	(III)	(IV)	(V)	(VI)	(VII) = (IV) + (V) + (VI)	(VIII) As a % of (A+B+C2)	(IX)				(X)	(XI) = (VII) + (X)	(XII)		(XIII)		(XIV)
(A)	Promoter & Promoter Group	7	1,000	-	-	1,000	100.00%	1,000	-	1,000	100.00%	-	100.00%	-	0.00%	-	0.00%	1,000
(B)	Public	-	-	-	-	-	0.00%	-	-	-	0.00%	-	0.00%	-	0.00%	-	0.00%	-
(C)	Non-promoter - Non-public	-	-	-	-	-	0.00%	-	-	-	0.00%	-	0.00%	-	0.00%	-	0.00%	-
(C1)	Shares underlying DRs	-	-	-	-	-	0.00%	-	-	-	0.00%	-	0.00%	-	0.00%	-	0.00%	-
(C2)	Shares held by Employee Trust	-	-	-	-	-	0.00%	-	-	-	0.00%	-	0.00%	-	0.00%	-	0.00%	-
	Total	7	1,000	-	-	1,000	100.00%	1,000	-	1,000	100.00%	-	100.00%	-	0.00%	-	0.00%	1,000



Renaissance Corporate Consultants Limited  
Table II - Statement showing shareholding pattern of the Promoter and Promoter Group

Table II - Statement showing shareholding pattern of the Promoter and Promoter Group																		
Category & Name of the shareholders	No. of shareholders	No. of fully paid up equity shares held	Partly paid up equity shares held	No. of shares underlying Depository Receipts	Total no. of shares held	Shareholding as a % of total no. of shares (calculated as per SCRR, 1957)	No. of voting rights held in each class of securities				No. of shares underlying outstanding convertible securities (including warrants)	Shareholding as a % assuming full conversion of convertible securities (as a % of diluted share capital)	No. of locked in shares		No. of shares pledged or otherwise encumbered		No. of equity shares held in dematerialised form	
							No. of voting rights			Total as a % of (A+B+C)			No. (a)	As a % of total shares held (B)	No. (a)	As a % of total shares held (b)		
							Class : Equity Shares	Class : NIL	Total									
(i)	(ii)	(iii)	(iv)	(v)	(vi)	(vii) = (iv) + (v) + (vi)	(viii) As a % of (A+B+C2)	(ix)				(x)	(xi) = (vii) + (x)	(xii)		(xiii)		(xiv)
1	Indian																	
(a)	Individuals / Hindu Undivided Family	7																
	Abhishek Dalmia		500	-	-	500	50.00%	500	-	500	50.00%	-	50.00%	-	0.00%	0	0.00%	500
	Deepali Dalmia		495	-	-	495	49.50%	495	-	495	49.50%	-	49.50%	-	0.00%	0	0.00%	495
	V V SUBRAMANIAN		1	-	-	1	0.10%	1	-	1	0.10%	-	0.10%	-	0.00%	0	0.00%	1
	HARI SHANKAR DAVEY		1	-	-	1	0.10%	1	-	1	0.10%	-	0.10%	-	0.00%	0	0.00%	1
	K MAHESWARAN		1	-	-	1	0.10%	1	-	1	0.10%	-	0.10%	-	0.00%	0	0.00%	1
	V. KATHIRESAN		1	-	-	1	0.10%	1	-	1	0.10%	-	0.10%	-	0.00%	0	0.00%	1
	K. THIRUMOORTHY		1	-	-	1	0.10%	1	-	1	0.10%	-	0.10%	-	0.00%	0	0.00%	1
(b)	Central Government / State Government																	
(c)	Financial Institutions / banks																	
(d)	Any other (specify)																	
	Bodies Corporate																	
	Sub-total (A)(1)	7	1,000	-	-	1,000	100.00%	1,000	-	1,000	100.00%	-	100.00%	-	0.00%	-	0.00%	1,000
2	Foreign																	
(a)	Individuals (Non-resident individuals / foreign individuals)		-	-	-	-	-	-	-	-	-	-	0.00%	-	-	-	-	-
(b)	Government		-	-	-	-	-	-	-	-	-	-	0.00%	-	-	-	-	-
(c)	Institutions		-	-	-	-	-	-	-	-	-	-	0.00%	-	-	-	-	-
(d)	Foreign Portfolio Investor		-	-	-	-	-	-	-	-	-	-	0.00%	-	-	-	-	-
(e)	Any other (specify)		-	-	-	-	-	-	-	-	-	-	0.00%	-	-	-	-	-
	Sub-total (A)(2)		-	-	-	-	-	-	-	-	-	-	0.00%	-	-	-	-	-
	Total shareholding of Promoter and Promoter Group (A) = (A)(1) + (A)(2)	7	1,000	-	-	1,000	100.00%	1,000	-	1,000	100.00%	-	100.00%	-	0.00%	-	0.00%	1,000

Note:

1 The term 'encumbrance' has the same meaning as assigned under regulation 28(3) of SEBI (substantial acquisition of shares and takeovers) Regulations, 2011





Renaissance Corporate Consultants Limited  
Table III - Statement showing shareholding pattern of the Public shareholder

Table III - Statement showing shareholding pattern of the Public shareholder																		
Category & Name of the shareholders	No. of shareholders	No. of fully paid up equity shares held	Partly paid up equity shares held	No. of shares underlying Depository Receipts	Total no. of shares held	Shareholding as a % of total no. of shares (calculated as per SCRR, 1957)	No. of voting rights held in each class of securities				No. of shares underlying outstanding convertible securities (including warrants)	Shareholding as a % assuming full conversion of convertible securities (as a % of diluted share capital)	No. of locked in shares		No. of shares pledged or otherwise encumbered		No. of equity shares held in dematerialised form	
							No. of voting rights			Total as a % of (A+B+C)			No. (a)	As a % of total shares held (B)	No. (a)	As a % of total shares held (b)		
							Class : Equity Shares	Class : NIL	Total									
(I)	(II)		(IV)	(V)	(VI)	(VII) = (IV) + (V) + (VI)	(VIII) As a % of (A+B+C2)	(IX)				(X)	(XI) = (VII) + (X)	(XII)		(XIII)		(XIV)
(1)	Institutions	-	-	-	-	-	0.00%	-	-	-	-	-	0.00%	-	0.00%	-	0.00%	-
(a)	Mutual Funds/	-	-	-	-	-	0.00%	-	-	-	-	-	0.00%	-	0.00%	-	0.00%	-
(b)	Venture Capital Funds	-	-	-	-	-	0.00%	-	-	-	-	-	0.00%	-	0.00%	-	0.00%	-
(c)	Alternate Investment Funds	-	-	-	-	-	0.00%	-	-	-	-	-	0.00%	-	0.00%	-	0.00%	-
(d)	Foreign Venture Capital Investors	-	-	-	-	-	0.00%	-	-	-	-	-	0.00%	-	0.00%	-	0.00%	-
(e)	Foreign portfolio Investors	-	-	-	-	-	0.00%	-	-	-	-	-	0.00%	-	0.00%	-	0.00%	-
(f)	Financial Institutions / Banks	-	-	-	-	-	0.00%	-	-	-	-	-	0.00%	-	0.00%	-	0.00%	-
(g)	Insurance Companies	-	-	-	-	-	0.00%	-	-	-	-	-	0.00%	-	0.00%	-	0.00%	-
(h)	Provident Funds/Pension Funds	-	-	-	-	-	0.00%	-	-	-	-	-	0.00%	-	0.00%	-	0.00%	-
(i)	Any Other (specify)	-	-	-	-	-	0.00%	-	-	-	-	-	0.00%	-	0.00%	-	0.00%	-
	Sub-Total (B)(1)	-	-	-	-	-	0.00%	-	-	-	0.00%	-	0.00%	-	0.00%	-	0.00%	-
(2)	Central Government/ State Government(s)/ President of India	-	-	-	-	-	0.00%	-	-	-	0.00%	-	0.00%	-	0.00%	-	0.00%	-
	Sub-Total (B)(2)	-	-	-	-	-	0.00%	-	-	-	0.00%	-	0.00%	-	0.00%	-	0.00%	-
(3)	Non-institutions																	
(a)	Individuals -i. Individual shareholders holding nominal share capital upto Rs 2 lakh	-	-	-	-	-	0.00%	-	-	-	0.00%	-	0.00%	-	0.00%	-	0.00%	-
	ii. Individual shareholders holding nominal share capital in excess of Rs. 2 lakh.	-	-	-	-	-	0.00%	-	-	-	0.00%	-	0.00%	-	0.00%	-	0.00%	-
(b)	NBFCs registered with RBI																	
(c)	Employee Trusts																	
	Overseas Depositories (holding DRs) (balancing figure)																	
(d)																		
(e)	Any other (Specify)																	
	Sub-Total(B)(3)	-	-	-	-	-	0.00%	-	-	-	0.00%	-	0.00%	-	0.00%	-	0.00%	-
	Total Public Shareholding (B)= (B)(1)+(B)(2)+(B)(3)	-	-	-	-	-	0.00%	-	-	-	0.00%	-	0.00%	-	0.00%	-	0.00%	-

Note:

1 The above format needs to be disclosed along with the name of following persons: Institutions / Non institutions holding more than 1% of total number of shares




Table IV - Statement showing shareholding pattern of the Non-promoter - Non-public shareholder

Category & Name of the shareholders	No. of shareholders	No. of fully paid up equity shares held	Partly paid up equity shares held	No. of shares underlying Depository Receipts	Total no. of shares held	Shareholding as a % of total no. of shares (calculated as per SCRR, 1957)	No. of voting rights held in each class of securities				No. of shares underlying outstanding convertible securities (including warrants)	Shareholding as a % assuming full conversion of convertible securities (as a % of diluted share capital)	No. of locked in shares		No. of shares pledged or otherwise encumbered		No. of equity shares held in dematerialised form	
							No. of voting rights			Total as a % of (A+B+C)			No. (a)	As a % of total shares held (B)	No. (a)	As a % of total shares held (b)		
							Class e.g. X	Class e.g. Y	Total									
(I)	(II)	(III)	(IV)	(V)	(VI)	(VII) = (IV) + (V) + (VI)	(VIII) As a % of (A+B+C2)	(IX)				(X)	(XI) = (VII) + (X)	(XII)		(XIII)		(XIV)
1	Custodian / DR holder																	
2	Employee Benefit Trust (under SEBI (Share based Employee Benefit) Regulations, 2014																	
	Total Non-promoter Non-public shareholding (C)=(C)(1)+(C)(2)																	

## Note:

- 1 The above format needs to be disclosed along with the name of all holders holding more than 1% of total number of shares.
- 2 W.r.t. the information pertaining to Depository Receipts, the same may be disclosed in the respective column to the extent information available.

For Renaissance Corporate Consultants Limited


  
 Authorised Signatory



Renaissance Consultancy Services Limited				
Shareholding pattern under Regulation 31 of SEBI (Listing Obligations and Disclosure Requirements) Regulations, 2015				
1	Name of entity: Renaissance Consultancy Services Limited			
2	Scrip code/Name of Scrip/Class of Security: NA			
3	Shareholding pattern filed under: Reg. 31(1)(a) / Reg. 31(1)(b) / Reg. 31(1)(c)			
	a.	If under Reg 31(1)(b) then indicate the report as on October 31, 2021		
	b.	If under Reg 31(1)(c) then indicate date of allotment / extinguishment - N.A.		
4	Declaration: The Listed entity is required to submit the following declaration to the extent of submission of information: -			
			Yes*	No*
		<b>Particulars</b>		
1		Whether the Listed Entity has issued any partly paid up shares?	-	No
2		Whether the Listed Entity has issued any Convertible Securities or Warrants?	-	No
3		Whether the Listed Entity has any shares against which depository receipts are issued?	-	No
4		Whether the Listed Entity has any shares in locked-in?	-	No
5		Whether any shares held by promoters are pledge or otherwise encumbered?	-	No
<p>* If the Listed Entity selects the option 'No' for the questions above, the columns for the partly paid up shares, Outstanding Convertible Securities / Warrants, depository receipts, locked-in-shares, No. of shares pledged or otherwise encumbered by promoters, as applicable, shall not be displayed at the time of dissemination on the Stock Exchange website. Also whether there is 'No' declared by Listed Entity in above table the values will be considered as 'Zero' by default on submission of the format of holding of specified securities.</p>				

For Renaissance Consultancy Services Limited

  
 Authorised Signatory

**Renaissance Consultancy Services Limited**  
**Table I - Summary Statement holding of specified securities**

Table I - Summary Statement holding of specified securities																		
Category	Category of shareholder	No. of shareholders	No. of fully paid up equity shares held	No. of partly paid up equity shares held	No. of shares underlying Depository Receipts	Total no. of shares held	Shareholding as a % of total no. of shares (calculated as per SCRR, 1957)	No. of voting rights held in each class of securities				No. of shares underlying outstanding convertible securities (including warrants)	Shareholding as a % assuming full conversion of convertible securities (as a % of diluted share capital)	No. of locked in shares		No. of shares pledged or otherwise encumbered		No. of equity shares held in dematerialised form
								No. of voting rights			Total as a % of (A+B+C)			No. (a)	As a % of total shares held (B)	No. (a)	As a % of total shares held (b)	
								Class : Equity Shares	Class : NIL	Total								
(I)	(II)	(III)	(IV)	(V)	(VI)	(VII) = (IV) + (V) + (VI)	(VIII) As a % of (A+B+C2)	(IX)				(X)	(XI) = (VII) + (X)	(XII)		(XIII)		(XIV)
(A)	Promoter & Promoter Group	7	1,000	-	-	1,000	100.00%	1,000	-	1,000	100.00%	-	100.00%	-	0.00%	-	0.00%	1,000
(B)	Public	-	-	-	-	-	0.00%	-	-	-	0.00%	-	0.00%	-	0.00%	-	0.00%	-
(C)	Non-promoter - Non-public	-	-	-	-	-	0.00%	-	-	-	0.00%	-	0.00%	-	0.00%	-	0.00%	-
(C1)	Shares underlying DRs	-	-	-	-	-	0.00%	-	-	-	0.00%	-	0.00%	-	0.00%	-	0.00%	-
(C2)	Shares held by Employee Trust	-	-	-	-	-	0.00%	-	-	-	0.00%	-	0.00%	-	0.00%	-	0.00%	-
	Total	7	1,000	-	-	1,000	100.00%	1,000	-	1,000	100.00%	-	100.00%	-	0.00%	-	0.00%	1,000





Renaissance Consultancy Services Limited  
Table II - Statement showing shareholding pattern of the Promoter and Promoter Group

Table II - Statement showing shareholding pattern of the Promoter and Promoter Group																		
	Category & Name of the shareholders	No. of shareholders	No. of fully paid up equity shares held	Partly paid up equity shares held	No. of shares underlying Depository Receipts	Total no. of shares held	Shareholding as a % of total no. of shares (calculated as per SCRR, 1957)	No. of voting rights held in each class of securities				No. of shares underlying outstanding convertible securities (including warrants)	Shareholding as a % assuming full conversion of convertible securities (as a % of diluted share capital)	No. of locked in shares		No. of shares pledged or otherwise encumbered		No. of equity shares held in dematerialised form
								No. of voting rights			Total as a % of (A+B+C)			No. (a)	As a % of total shares held (B)	No. (a)	As a % of total shares held (b)	
								Class : Equity Shares	Class : NIL	Total								
(I)	(II)	(III)	(IV)	(V)	(VI)	(VII) = (IV) + (V) + (VI)	(VIII) As a % of (A+B+C2)	(IX)				(X)	(XI) = (VII) + (X)	(XII)		(XIII)		(XIV)
1	Indian																	
(a)	Individuals / Hindu Undivided Family	5																
	Ajai Hari Dalmia		501	-	-	501	50.10%	501	-	501	50.10%	-	50.10%	-	0.00%	0	0.00%	501
	Abhishek Dalmia		494	-	-	494	49.40%	494	-	494	49.40%	-	49.40%	-	0.00%	0	0.00%	494
	Deepali Dalmia		1	-	-	1	0.10%	1	-	1	0.10%	-	0.10%	-	0.00%	0	0.00%	1
	Digvijay Kumar Choudhary		1	-	-	1	0.10%	1	-	1	0.10%	-	0.10%	-	0.00%	0	0.00%	1
	Surendra Singh		1	-	-	1	0.10%	1	-	1	0.10%	-	0.10%	-	0.00%	0	0.00%	1
(b)	Central Government / State Government																	
(c)	Financial institutions / banks																	
(d)	Any other (specify)	2																
	Bodies Corporate																	
	Hari Investment Private Limited		1	-	-	1	0.10%	1	-	1	0.10%	-	0.10%	-	0.00%	-	0.00%	1
	Renaissance Advanced Consultancy Limited		1	-	-	1	0.10%	1	-	1	0.10%	-	0.10%	-	0.00%	-	0.00%	1
	Sub-total (A)(1)	7	1,000	-	-	1,000	100.00%	1,000	-	1,000	100.00%	-	100.00%	-	0.00%	-	0.00%	1,000
2	Foreign																	
(a)	Individuals (Non-resident individuals / foreign individuals)		-	-	-	-	-	-	-	-	-	-	0.00%	-	-	-	-	-
(b)	Government		-	-	-	-	-	-	-	-	-	-	0.00%	-	-	-	-	-
(c)	Institutions		-	-	-	-	-	-	-	-	-	-	0.00%	-	-	-	-	-
(d)	Foreign Portfolio Investor		-	-	-	-	-	-	-	-	-	-	0.00%	-	-	-	-	-
(e)	Any other (specify)		-	-	-	-	-	-	-	-	-	-	0.00%	-	-	-	-	-
	Sub-total (A)(2)		-	-	-	-	-	-	-	-	-	-	0.00%	-	-	-	-	-
	Total shareholding of Promoter and Promoter Group (A) = (A)(1) + (A)(2)	7	1,000	-	-	1,000	100.00%	1,000	-	1,000	100.00%	-	100.00%	-	0.00%	-	0.00%	1,000

Note:

1 The term 'encumbrance' has the same meaning as assigned under regulation 28(3) of SEBI (substantial acquisition of shares and takeovers) Regulations, 2011





Table III - Statement showing shareholding pattern of the Public shareholder

Table III - Statement showing shareholding pattern of the Public Shareholder																	
Category & Name of the shareholders	No. of shareholders	No. of fully paid up equity shares held	Partly paid up equity shares held	No. of shares underlying Depository Receipts	Total no. of shares held	Shareholding as a % of total no. of shares (calculated as per SCRR, 1957)	No. of voting rights held in each class of securities				No. of shares underlying outstanding convertible securities (including warrants)	Shareholding as a % assuming full conversion of convertible securities (as a % of diluted share capital)	No. of locked in shares		No. of shares pledged or otherwise encumbered		No. of equity shares held in dematerialised form
							No. of voting rights			Total as a % of (A+B+C)			No. (a)	As a % of total shares held (b)	No. (a)	As a % of total shares held (b)	
							Class : Equity Shares	Class : NIL	Total								
(I)	(II)	(IV)	(V)	(VI)	(VII) = (IV) + (V) + (VI)	(VIII) As a % of (A+B+C2)	(IX)				(X)	(XI) = (VII) + (X)	(XII)		(XIII)		(XIV)
(1)	Institutions	-	-	-	-	0.00%	-	-	-	-	-	0.00%	-	0.00%	-	0.00%	-
(a)	Mutual Funds/	-	-	-	-	0.00%	-	-	-	-	-	0.00%	-	0.00%	-	0.00%	-
(b)	Venture Capital Funds	-	-	-	-	0.00%	-	-	-	-	-	0.00%	-	0.00%	-	0.00%	-
(c)	Alternate Investment Funds	-	-	-	-	0.00%	-	-	-	-	-	0.00%	-	0.00%	-	0.00%	-
(d)	Foreign Venture Capital Investors	-	-	-	-	0.00%	-	-	-	-	-	0.00%	-	0.00%	-	0.00%	-
(e)	Foreign portfolio Investors	-	-	-	-	0.00%	-	-	-	-	-	0.00%	-	0.00%	-	0.00%	-
(f)	Financial Institutions / Banks	-	-	-	-	0.00%	-	-	-	-	-	0.00%	-	0.00%	-	0.00%	-
(g)	Insurance Companies	-	-	-	-	0.00%	-	-	-	-	-	0.00%	-	0.00%	-	0.00%	-
(h)	Provident Funds/Pension Funds	-	-	-	-	0.00%	-	-	-	-	-	0.00%	-	0.00%	-	0.00%	-
(i)	Any Other (specify)	-	-	-	-	0.00%	-	-	-	-	-	0.00%	-	0.00%	-	0.00%	-
	Sub-Total (B)(1)	-	-	-	-	0.00%	-	-	-	0.00%	-	0.00%	-	0.00%	-	0.00%	-
(2)	Central Government/ State Government(s)/ President of India	-	-	-	-	0.00%	-	-	-	0.00%	-	0.00%	-	0.00%	-	0.00%	-
	Sub-Total (B)(2)	-	-	-	-	0.00%	-	-	-	0.00%	-	0.00%	-	0.00%	-	0.00%	-
(3)	Non-institutions																
(a)	Individuals -i. Individual shareholders holding nominal share capital upto Rs 2 lakh	-	-	-	-	0.00%	-	-	-	0.00%	-	0.00%	-	0.00%	-	0.00%	-
	ii. Individual shareholders holding nominal share capital in excess of Rs. 2 lakh.	-	-	-	-	0.00%	-	-	-	0.00%	-	0.00%	-	0.00%	-	0.00%	-
(b)	NBFCs registered with RBI																
(c)	Employee Trusts																
(d)	Overseas Depositories (holding DRs) (balancing figure)																
(e)	Any other (Specify)																
	Sub-Total(B)(3)	-	-	-	-	0.00%	-	-	-	0.00%	-	0.00%	-	0.00%	-	0.00%	-
	Total Public Shareholding (B)= (B)(1)+(B)(2)+B(3)	-	-	-	-	0.00%	-	-	-	0.00%	-	0.00%	-	0.00%	-	0.00%	-

Note:

1 The above format needs to be disclosed along with the name of following persons: Institutions / Non institutions holding more than 1% of total number of shares






Renaissance Consultancy Services Limited  
Table IV - Statement showing shareholding pattern of the Non-promoter - Non-public shareholder

Table IV - Statement showing shareholding pattern of the Non-promoter - Non-public shareholder																		
Category & Name of the shareholders	No. of shareholders	No. of fully paid up equity shares held	Partly paid up equity shares held	No. of shares underlying Depository Receipts	Total no. of shares held	Shareholding as a % of total no. of shares (calculated as per SCRR, 1957)	No. of voting rights held in each class of securities				No. of shares underlying outstanding convertible securities (including warrants)	Shareholding as a % assuming full conversion of convertible securities (as a % of diluted share capital)	No. of locked in shares		No. of shares pledged or otherwise encumbered		No. of equity shares held in dematerialised form	
							No. of voting rights			Total as a % of (A+B+C)			No. (a)	As a % of total shares held (B)	No. (a)	As a % of total shares held (b)		
							Class e.g. X	Class e.g. Y	Total									
(I)	(II)	(III)	(IV)	(V)	(VI)	(VII) = (IV) + (V) + (VI)	(IX)				(X)	(XI) = (VII) + (X)	(XII)		(XIII)		(XIV)	
1	Custodian / DR holder																	
2	Employee Benefit Trust (under SEBI (Share based Employee Benefit) Regulations, 2014																	
Total Non-promoter Non-public shareholding [C]=[C](1)+[C](2)																		

Note:

- 1 The above format needs to be disclosed along with the name of all holders holding more than 1% of total number of shares
- 2 W.r.t. the information pertaining to Depository Receipts, the same may be disclosed in the respective column to the extent information available

For Renaissance Consultancy Services Limited

  
Authorised Signatory

**Revathi Equipment Limited**

Shareholding pattern under Regulation 31 of SEBI (Listing Obligations and Disclosure Requirements) Regulations, 2015

1. Name of Listed Entity:

Revathi Equipment Limited

2. Scrip Code/Name of Scrip/Class of Security

REVATHI / INE617A01013

3. Share Holding Pattern Filed under: Reg. 31(1)(a)/Reg. 31(1)(b)/Reg.31(1)(c)

a. If under 31(1)(b) then indicate the report for Quarter ending

29-Oct-21

b. If under 31(1)(c) then indicate date of allotment/extinguishment

NA

4. Declaration:

	Particulars	Yes*	No*
1	Whether the Listed Entity has issued any partly paid up shares?		No
2	Whether the Listed Entity has issued any Convertible Securities or Warrants?		No
3	Whether the Listed Entity has any shares against which depository receipts are issued?		No
4	Whether the Listed Entity has any shares in locked-in?		No
5	Whether any shares held by promoters are pledge or otherwise encumbered?		No

\*If the Listed Entity selects the option 'No' for the questions above, the columns for the partly paid up shares, Outstanding Convertible Securities/Warrants, depository receipts, locked-in shares, No of shares pledged or otherwise encumbered by promoters, as applicable, shall not be displayed at the time of dissemination on the Stock Exchange website. Also wherever there is 'No' declared by Listed Entity in above table the values will be considered as 'Zero' by default on submission of the format of holding of specified securities.


**For Revathi Equipment Limited**  
**K. Maheswaran**  
**Company Secretary**



Table I - Summary Statement holding of specified securities

Category	Category of Shareholder	Number of Shareholders	No. of fully paid up equity shares held	Partly paid-up equity shares held	Nos. of shares underlying Depository Receipts	Total number of shares held	Shareholding % calculated as per SCRR, 1957 As a % of (A+B+C2)	Number of Voting Rights held in each class of securities (IX)				No. of Shares Underlying Outstanding convertible securities (including Warrants)	Shareholding , as a % assuming full conversion of convertible securities ( as a percentage of diluted share capital)	Number of Locked in shares		Shares Pledged of otherwise encumbered		Number of equity shares held in dematerialized form
								No of Voting Rights		Each share has 1 vote	Total as a % of Total Voting rights			No. (a)	As a % of total Shares held	No. (a)	As a % of total Shares held	
								Class X	Class Y									
(I)	(II)	(III)	(IV)	(V)	(VI)	(VII = IV+V+VI)	(VIII)	Class X	Class Y	Total		(X)	(XI) = (VII)+(X) as a % of A+B+C2	(XII)		(XIII)		(XIV)
(A)	Promoter and Promoter Group	3	2225954	0	0	2225954	72.579	2225954		2225954	72.58%	0	72.579	0	0.000	0	0.000	2225954
(B)	Public	5677	840989	0	0	840989	27.421	840989		840989	27.42%	0	27.421	0	0.000	0	0.000	797882
(C)	Non Promoter-Non Public																	
(C1)	Shares underlying DRs																	
(C2)	Shares held by Employee Trusts																	
	Total	5680	3066943	0	0	3066943	100.000	3066943	0	3066943	1.000	0	100.000	0	0.000	0	0.000	3023836



Table II - Statement showing shareholding pattern of the Promoter and Promoter Group

Table II - Statement showing shareholding pattern of the Promoter and Promoter Group																		
S.NO	Category & Name of Shareholder	Number of Shareholders	No. of fully paid up equity shares held	Partly paid-up equity shares held	Nos. of shares underlying Depository Receipts	Total number of shares held	Shareholding % calculated as per SCRR, 1957 As a % of (A+B+C2)	Number of Voting Rights held in each class of securities (IX)			No. of Shares Underlying Outstanding convertible securities (including Warrants)	Shareholding , as a % assuming full conversion of convertible securities ( as a percentage of diluted share capital)	Number of Locked in shares		Shares Pledged of otherwise encumbered		Number of equity shares held in dematerialized form	
								No of Voting Rights share has 1 vote	Each	Total as a % of Total Voting rights			No. (a)	As a % of total Shares held (b)	No. (a)	As a % of total Shares held (b)		
	(I)	(III)	(IV)	(V)	(VI)	(VII = IV+V+VI)	(VIII)	Class X	Class Y	Total		(X)	(XI) = (VII)+(X) as a % of A+B+C2	(XII)		(XIII)		(XIV)
(A)	Shareholding of Promoter and Promoter Group <sup>2</sup>																	
1	Indian																	
(a)	Individuals/ Hindu Undivided Family	1	1	0		1	0.000	1		1	0.000	0	0.000	0	0.000	0	0.000	1
	HARIVANSH DALMIA	1	1	0		1	0.000	1		1	0.000	0	0.000	0		0		1
(b)	Central Government/ State Government(s)																	
(c)	Financial Institutions/ Banks	0	0	0		0	0.000	0		0	0.000	0	0.000	0	0.000	0	0.000	0
(d)	Any Others(Specify)																	
	Bodies Corporate	2	2225953	0		2225953	72.579	2225953		2225953	72.579	0	72.579	0	0.000	0	0.000	2225953
	Renaissance Stocks Ltd	1	457000			457000	14.901	457000		457000	14.901	0	14.901	0		0		457000
	Renaissance Advanced Consultancy L	1	1768953			1768953	57.678	1768953		1768953	57.678	0	57.678	0		0		1768953
	Sub Total(A)(1)	3	2225954	0	0	2225954	72.579	2225954		2225954	72.579	0	72.579	0	0.000	0	0.000	2225954
2	Foreign																	
a	Individuals (Non-Residents Individuals/ Foreign Individuals)																	
b	Government																	
c	Institutions																	
d	Foreign Portfolio Investor																	
e	Any Others(Specify)																	
	Sub Total(A)(2)	0	0	0	0	0	0.000	0	0	0	0.000	0	0.000	0	0.000	0	0.000	0
	Total Shareholding of Promoter and Promoter Group (A)= (A)(1)+(A)(2)	3	2225954	0	0	2225954	72.579	2225954		2225954	72.579	0	72.579	0	0.000	0	0.000	2225954

Note:

1 The term 'encumbrance' has the same meaning as assigned under regulation 28(3) of SEBI (substantial acquisition of shares and takeovers) Regulations, 2011





Table III - Statement showing shareholding pattern of the Public Shareholder

	Category & Name of Shareholders	Number of Shareholders	No. of fully paid up equity shares held	Partly paid-up equity shares held	Nos. of shares underlying Depository Receipts	Total number of shares held	Shareholding % calculated as per SCRR, 1957 As a % of (A+B+C2)	Number of Voting Rights held in each class of securities (IX)			No. of Shares Underlying Outstanding convertible securities (including Warrants)	Shareholding , as a % assuming full conversion of convertible securities ( as a percentage of diluted share capital)	Number of Locked in shares		Shares Pledged of otherwise encumbered		Number of equity shares held in dematerialized form	
								No of Voting Rights has I vote	Each share	Total as a % of Total Voting rights			No.	(a)	As a % of total Shares held (b)	No. (a)		As a % of total Shares held (b)
	(I)	(III)	(IV)	(V)	(VI)	(VII = IV+V+VI)	(VIII)	Class X	Class Y	Total		(X)	(XI) = (VII)+(X) as a % of A+B+C2	(XII)		(XIII)		(XIV)
(1)	Institutions																	
(a)	Mutual Funds/																	
(b)	Venture Capital Funds																	
(c)	Alternate Investment Funds																	
(d)	Foreign Venture Capital Investors																	
(e)	Foreign portfolio Investors																	
(f)	Financial Institutions / Banks	1	100	0		100	0.003	100		100	0.003	0	0.003	0	0.000	0	0.000	100
(g)	Insurance Companies																	
(h)	Provident Funds/Pension Funds																	
(i)	Any Other (specify)																	
	Sub-Total (B)(1)	1	100	0	0	100	0.003	100		100	0.003	0	0.003	0	0.000	0	0.000	100
(2)	Central Government/ State Government(s)/ President of India																	
	Sub-Total (B)(2)	0	0	0	0	0	0.000	0	0	0	0.000	0	0.000	0	0.0000	0	0.000	0
(3)	Non-institutions																	
(a)	Individuals -i. Individual shareholders holding nominal share capital up to Rs 2 lakh	5329	671243	0		671243	21.886	671243		671243	21.886	0	21.886	0	0.000	0	0.000	628433
	ii. Individual shareholders holding nominal share capital in excess of Rs. 2 lakh.	2	80122	0		80122	2.612	80122		80122	2.612	0	2.612	0	0.000	0	0.000	80122
	SUDHIR CHUKKAPALLI	1	34922			34922	1.139	34922		34922	1.139	0	1.139	0	0.000	0	0.000	34922
	DIPAK KANAYALAL SHAH	1	45200			45200	1.474	45200		45200	1.474	0	1.474	0	0.000	0	0.000	45200
(b)	NBFCs registered with RBI																	
(c)	Employee Trusts																	
(d)	Overseas Depositories (holding DRs) (balancing figure)																	
(e)	Any other (Specify)																	
	Bodies Corporate	55	26119	0		26119	0.852	26119		26119	0.852	0	0.852	0	0.000	0	0.000	25954
	Trusts	1	5	0		5	0.000	5		5	0.000	0	0.000	0	0.000	0	0.000	5
	Non Resident Indians - Non Repatriable	38	7992	0		7992	0.261	7992		7992	0.261	0	0.261	0	0.000	0	0.000	7992
	Non Resident Indians - Repatriable	29	8997	0		8997	0.293	8997		8997	0.293	0	0.293	0	0.000	0	0.000	8865
	Clearing Members	20	3175	0		3175	0.104	3175		3175	0.104	0	0.104	0	0.000	0	0.000	3175
	Hindu Undivided Families	201	42627	0		42627	1.390	42627		42627	1.390	0	1.390	0	0.000	0	0.000	42627
	Inv.Education and Protection Fund Auth.	1	609	0		609	0.020	609		609	0.020	0	0.020	0	0.000	0	0.000	609
	Sub-Total (B)(3)	5676	840889	0	0	840889	27.418	840889		840889	27.418	0	27.418	0	0.000	0	0.000	797782
	Total Public Shareholding (B)= (B)(1)+(B)(2)+B(3)	5677	840989	0	0	840989	27.421	840989		840989	27.421	0	27.421	0	0.000	0	0.000	797882

## Note

- The above format needs to be disclosed along with the name of the following persons: Institutions/Non Institutions holding more than 1% of total shares.
- Details of the shareholders acting as persons in concert including their shareholding(No. and %)
- Details of shares which remain unclaimed may be given here along with details such as number of shareholders, outstanding shares held in demat/unclaimed suspense account, voting rights which are frozen etc.,
- W.r.t the information pertaining to the Depository Receipts, the same may be disclosed in the respective columns to the extent information available and the balance to be disclosed as held by Custodian.





Table IV - Statement showing shareholding pattern of the Non Promoter- Non Public Shareholder

Table IV - Statement showing Shareholding pattern of the Non Promoter- Non Public Shareholder																		
Category & Name of Shareholders	PAN	Number of Shareholders	No. of fully paid up equity shares held	Partly paid-up equity shares held	Nos. of shares underlying Depository Receipts	Total number of shares held	Shareholding % calculated as per SCRR, 1957 As a % of (A+B+C2)	Number of Voting Rights held in each class of securities (IX)				No. of Shares Underlying Outstanding convertible securities (including Warrants)	Shareholding, as a % assuming full conversion of convertible securities ( as a percentage of diluted share capital) (XI) = (VII)+(X) as a % of A+B+C2	Number of Locked in shares		Shares Pledged of otherwise encumbered		Number of equity shares held in dematerialized form
								No of Voting Rights		Total as a % of Total Voting rights	No. (a)			As a % of total Shares held	No. (a)	As a % of total Shares held		
								Class X	Class Y								Total	
(I)	(II)	(III)	(IV)	(V)	(VI)	(VII = IV+V+VI)	(VIII)	Class X	Class Y	Total		(X)		(XII)		(XIII)		(XIV)
(1) Custodian/DR Holder																		
(2) Employee Benefit Trust (under SEBI (Share based Employee Benefit) Regulations, 2014)																		
Total Non-Promoter- Non Public Shareholding (C)=(C)(1)+(C)(2)																		

Note :

- 1 The above format needs to disclose name of all holders holding more than 1% of total number of shares
- 2 W.r.t. the information pertaining to Depository Receipts, the same may be disclosed in the respective columns to the extent information available

For Revathi Equipment Limited

  
K. Maheswaran  
Company Secretary



**Renaissance Stocks Limited**

Shareholding pattern under Regulation 31 of SEBI (Listing Obligations and Disclosure Requirements) Regulations, 2015

1	Name of entity: Renaissance Stocks Limited		
2	Scrip code/Name of Scrip/Class of Security: NA		
3	Shareholding pattern filed under: Reg. 31(1)(a) / Reg. 31(1)(b) / Reg. 31(1)(c)		
	a.	If under Reg 31(1)(b) then indicate the report as on October 31, 2021	
	b.	If under Reg 31(1)(c) then indicate date of allotment / extinguishment - N.A.	
4	Declaration: The Listed entity is required to submit the following declaration to the extent of submission of information: -		
		<b>Particulars</b>	<b>Yes*</b> <b>No*</b>
1		Whether the Listed Entity has issued any partly paid up shares?	-      No
2		Whether the Listed Entity has issued any Convertible Securities or Warrants?	-      No
3		Whether the Listed Entity has any shares against which depository receipts are issued?	-      No
4		Whether the Listed Entity has any shares in locked-in?	-      No
5		Whether any shares held by promoters are pledge or otherwise encumbered?	-      No

\* If the Listed Entity selects the option 'No' for the questions above, the columns for the partly paid up shares, Outstanding Convertible Securities / Warrants, depository receipts, locked-in-shares, No. of shares pledged or otherwise encumbered by promoters, as applicable, shall not be displayed at the time of dissemination on the Stock Exchange website. Also whether there is 'No' declared by Listed Entity in above table the values will be considered as 'Zero' by default on submission of the format of holding of specified securities.

**For Renaissance Stocks Limited**

  
Authorised Signatory

Renaissance Stocks Limited  
Table I - Summary Statement holding of specified securities

Table I - Summary Statement holding of specified securities																		
Category	Category of shareholder	No. of shareholders	No. of fully paid up equity shares held	No. of partly paid up equity shares held	No. of shares underlying Depository Receipts	Total no. of shares held	Shareholding as a % of total no. of shares (calculated as per SCRR, 1957)	No. of voting rights held in each class of securities				No. of shares underlying outstanding convertible securities (including warrants)	Shareholding as a % assuming full conversion of convertible securities (as a % of diluted share capital)	No. of locked in shares		No. of shares pledged or otherwise encumbered		No. of equity shares held in dematerialised form
								No. of voting rights			Total as a % of (A+B+C)			No. (a)	As a % of total shares held (B)	No. (a)	As a % of total shares held (b)	
								Class : Equity Shares	Class : NIL	Total								
(I)	(II)	(III)	(IV)	(V)	(VI)	(VII) = (IV) + (V) + (VI)	(VIII) As a % of (A+B+C2)	(IX)				(X)	(XI) = (VII) + (X)	(XII)		(XIII)		(XIV)
(A)	Promoter & Promoter Group	7	1,000,000	-	-	1,000,000	100.00%	1,000,000	-	1,000,000	100.00%	-	100.00%	-	0.00%	-	0.00%	1,000,000
(B)	Public	-	-	-	-	-	0.00%	-	-	-	0.00%	-	0.00%	-	0.00%	-	0.00%	-
(C)	Non-promoter - Non-public	-	-	-	-	-	0.00%	-	-	-	0.00%	-	0.00%	-	0.00%	-	0.00%	-
(C1)	Shares underlying DRs	-	-	-	-	-	0.00%	-	-	-	0.00%	-	0.00%	-	0.00%	-	0.00%	-
(C2)	Shares held by Employee Trust	-	-	-	-	-	0.00%	-	-	-	0.00%	-	0.00%	-	0.00%	-	0.00%	-
	Total	7	1,000,000	-	-	1,000,000	100.00%	1,000,000	-	1,000,000	100.00%	-	100.00%	-	0.00%	-	0.00%	1,000,000





Renaissance Stocks Limited  
Table II - Statement showing shareholding pattern of the Promoter and Promoter Group

Table II - Statement showing shareholding pattern of the Promoter and Promoter Group																		
	Category & Name of the shareholders	No. of shareholders	No. of fully paid up equity shares held	Partly paid up equity shares held	No. of shares underlying Depository Receipts	Total no. of shares held	Shareholding as a % of total no. of shares (calculated as per SCRR, 1957)	No. of voting rights held in each class of securities				No. of shares underlying outstanding convertible securities (including warrants)	Shareholding as a % assuming full conversion of convertible securities (as a % of diluted share capital)	No. of locked in shares		No. of shares pledged or otherwise encumbered		No. of equity shares held in dematerialised form
								No. of voting rights			Total as a % of (A+B+C)			No. (a)	As a % of total shares held (B)	No. (a)	As a % of total shares held (b)	
								Class : Equity Shares	Class : NIL	Total								
(i)	(ii)	(iii)	(iv)	(v)	(vi)	(vii) = (iv) + (v) + (vi)	(viii) As a % of (A+B+C2)	(ix)				(x)	(xi) = (vii) + (x)	(xii)		(xiii)		(xiv)
1	Indian	6																
(a)	Individuals / Hindu Undivided Family																	
	Ajai Hari Dalmia, nominee shareholder of Renaissance Advanced Consultancy Limited		1	-	-	1	0.00%	1	-	1	0.00%	-	0.00%	-	0.00%	0	0.00%	1
	Usha Dalmia, nominee shareholder of Renaissance Advanced Consultancy Limited		1	-	-	1	0.00%	1	-	1	0.00%	-	0.00%	-	0.00%	0	0.00%	1
	Abhishek Dalmia, nominee shareholder of Renaissance Advanced Consultancy Limited		1	-	-	1	0.00%	1	-	1	0.00%	-	0.00%	-	0.00%	0	0.00%	1
	Deepali Dalmia, nominee shareholder of Renaissance Advanced Consultancy Limited		1	-	-	1	0.00%	1	-	1	0.00%	-	0.00%	-	0.00%	0	0.00%	1
	Chaitanya Dalmia, nominee shareholder of Renaissance Advanced Consultancy Limited		1	-	-	1	0.00%	1	-	1	0.00%	-	0.00%	-	0.00%	0	0.00%	1
	Puja Dalmia, nominee shareholder of Renaissance Advanced Consultancy Limited		1	-	-	1	0.00%	1	-	1	0.00%	-	0.00%	-	0.00%	0	0.00%	1
(b)	Central Government / State Government																	
(c)	Financial institutions / banks																	
(d)	Any other (specify)	1																
	Bodies Corporate																	
	Renaissance Advanced Consultancy Limited		999,994	-	-	999,994	100.00%	999,994	-	999,994	100.00%	-	100.00%	-	0.00%	-	0.00%	999,994
	Sub-total (A)(1)	7	1,000,000	-	-	1,000,000	100.00%	1,000,000	-	1,000,000	100.00%	-	100.00%	-	0.00%	-	0.00%	1,000,000
2	Foreign																	
(a)	Individuals (Non-resident individuals / foreign individuals)		-	-	-	-	-	-	-	-	-	-	0.00%	-	-	-	-	-
(b)	Government		-	-	-	-	-	-	-	-	-	-	0.00%	-	-	-	-	-
(c)	Institutions		-	-	-	-	-	-	-	-	-	-	0.00%	-	-	-	-	-
(d)	Foreign Portfolio Investor		-	-	-	-	-	-	-	-	-	-	0.00%	-	-	-	-	-
(e)	Any other (specify)		-	-	-	-	-	-	-	-	-	-	0.00%	-	-	-	-	-
	Sub-total (A)(2)		-	-	-	-	-	-	-	-	-	-	0.00%	-	-	-	-	-
	Total shareholding of Promoter and Promoter Group (A) = (A)(1) + (A)(2)	7	1,000,000	-	-	1,000,000	100.00%	1,000,000	-	1,000,000	100.00%	-	100.00%	-	0.00%	-	0.00%	1,000,000

Note:

1 The term 'encumbrance' has the same meaning as assigned under regulation 28(3) of SEBI (substantial acquisition of shares and takeovers) Regulations, 2011





Renaissance Stocks Limited

Table III - Statement showing shareholding pattern of the Public shareholder

Table III - Statement showing shareholding pattern of the Public shareholder																		
Category & Name of the shareholders	No. of shareholders	No. of fully paid up equity shares held	Partly paid up equity shares held	No. of shares underlying Depository Receipts	Total no. of shares held	Shareholding as a % of total no. of shares (calculated as per SCRR, 1957)	No. of voting rights held in each class of securities				No. of shares underlying outstanding convertible securities (including warrants)	Shareholding as a % assuming full conversion of convertible securities (as a % of diluted share capital)	No. of locked in shares		No. of shares pledged or otherwise encumbered		No. of equity shares held in dematerialised form	
							No. of voting rights			Total as a % of (A+B+C)			No. (a)	As a % of total shares held (B)	No. (a)	As a % of total shares held (b)		
							Class : Equity Shares	Class : NIL	Total									
(I)	(II)		(IV)	(V)	(VI)	(VII) = (IV) + (V) + (VI)	(VIII) As a % of (A+B+C2)	(IX)				(X)	(XI) = (VII) + (X)	(XII)		(XIII)		(XIV)
(1)	Institutions	-	-	-	-	-	0.00%	-	-	-	-	-	-	-	0.00%	-	0.00%	-
(a)	Mutual Funds/	-	-	-	-	-	0.00%	-	-	-	-	-	-	-	0.00%	-	0.00%	-
(b)	Venture Capital Funds	-	-	-	-	-	0.00%	-	-	-	-	-	-	-	0.00%	-	0.00%	-
(c)	Alternate Investment Funds	-	-	-	-	-	0.00%	-	-	-	-	-	-	-	0.00%	-	0.00%	-
(d)	Foreign Venture Capital Investors	-	-	-	-	-	0.00%	-	-	-	-	-	-	-	0.00%	-	0.00%	-
(e)	Foreign portfolio Investors	-	-	-	-	-	0.00%	-	-	-	-	-	-	-	0.00%	-	0.00%	-
(f)	Financial Institutions / Banks	-	-	-	-	-	0.00%	-	-	-	-	-	-	-	0.00%	-	0.00%	-
(g)	Insurance Companies	-	-	-	-	-	0.00%	-	-	-	-	-	-	-	0.00%	-	0.00%	-
(h)	Provident Funds/Pension Funds	-	-	-	-	-	0.00%	-	-	-	-	-	-	-	0.00%	-	0.00%	-
(i)	Any Other (specify)	-	-	-	-	-	0.00%	-	-	-	0.00%	-	0.00%	-	0.00%	-	0.00%	-
	Sub-Total (B)(1)	-	-	-	-	-	0.00%	-	-	-	0.00%	-	0.00%	-	0.00%	-	0.00%	-
(2)	Central Government/ State Government(s)/ President of India	-	-	-	-	-	0.00%	-	-	-	0.00%	-	0.00%	-	0.00%	-	0.00%	-
	Sub-Total (B)(2)	-	-	-	-	-	0.00%	-	-	-	0.00%	-	0.00%	-	0.00%	-	0.00%	-
(3)	Non-institutions																	
(a)	Individuals - i. Individual shareholders holding nominal share capital upto Rs 2 lakh	-	-	-	-	-	0.00%	-	-	-	0.00%	-	0.00%	-	0.00%	-	0.00%	-
	ii. Individual shareholders holding nominal share capital in excess of Rs. 2 lakh.	-	-	-	-	-	0.00%	-	-	-	0.00%	-	0.00%	-	0.00%	-	0.00%	-
(b)	NBFCs registered with RBI																	
(c)	Employee Trusts																	
(d)	Overseas Depositories (holding DRs) (balancing figure)																	
(e)	Any other (Specify)																	
	Sub-Total(B)(3)	-	-	-	-	-	0.00%	-	-	-	0.00%	-	0.00%	-	0.00%	-	0.00%	-
	Total Public Shareholding (B) = (B)(1)+(B)(2)+B(3)	-	-	-	-	-	0.00%	-	-	-	0.00%	-	0.00%	-	0.00%	-	0.00%	-

Note:

1 The above format needs to be disclosed along with the name of following persons: Institutions / Non institutions holding more than 1% of total number of shares





Renaissance Stocks Limited  
Table IV - Statement showing shareholding pattern of the Non-promoter - Non-public shareholder

Table IV - Statement showing shareholding pattern of the Non-promoter - Non-public shareholder																		
Category & Name of the shareholders	No. of shareholders	No. of fully paid up equity shares held	Partly paid up equity shares held	No. of shares underlying Depository Receipts	Total no. of shares held	Shareholding as a % of total no. of shares (calculated as per SCRR, 1957)	No. of voting rights held in each class of securities				No. of shares underlying outstanding convertible securities (including warrants)	Shareholding as a % assuming full conversion of convertible securities (as a % of diluted share capital)	No. of locked in shares		No. of shares pledged or otherwise encumbered		No. of equity shares held in dematerialised form	
							No. of voting rights			Total as a % of (A+B+C)			No. (a)	As a % of total shares held (B)	No. (a)	As a % of total shares held (b)		
							Class e.g. X	Class e.g. Y	Total									
(I)	(II)	(III)	(IV)	(V)	(VI)	(VII) = (IV) + (V) + (VI)	(VIII) As a % of (A+B+C2)	(IX)				(X)	(XI) = (VII) + (X)	(XII)		(XIII)		(XIV)
1	Custodian / DR holder																	
2	Employee Benefit Trust (under SEBI (Share based Employee Benefit) Regulations, 2014																	
	Total Non-promoter Non-public shareholding (C)= (C)(1)+(C)(2)																	

Note:

- 1 The above format needs to be disclosed along with the name of all holders holding more than 1% of total number of shares
- 2 W.r.t. the information pertaining to Depository Receipts, the same may be disclosed in the respective column to the extent information available

For Renaissance Stocks Limited

  
Authorised Signatory



Semac Consultants Private Limited				
Shareholding pattern under Regulation 31 of SEBI (Listing Obligations and Disclosure Requirements) Regulations, 2015				
1	Name of entity: Semac Consultants Private Limited			
2	Scrip code/Name of Scrip/Class of Security: NA			
3	Shareholding pattern filed under: Reg. 31(1)(a) / Reg. 31(1)(b) / Reg. 31(1)(c)			
	a.	If under Reg 31(1)(b) then indicate the report as on October 31, 2021		
	b.	If under Reg 31(1)(c) then indicate date of allotment / extinguishment - N.A.		
4	Declaration: The Listed entity is required to submit the following declaration to the extent of submission of information: -			
			Yes*	No*
		<b>Particulars</b>		
1		Whether the Listed Entity has issued any partly paid up shares?	-	No
2		Whether the Listed Entity has issued any Convertible Securities or Warrants?	-	No
3		Whether the Listed Entity has any shares against which depository receipts are issued?	-	No
4		Whether the Listed Entity has any shares in locked-in?	-	No
5		Whether any shares held by promoters are pledge or otherwise encumbered?	-	No
<p>* If the Listed Entity selects the option 'No' for the questions above, the columns for the partly paid up shares, Outstanding Convertible Securities / Warrants, depository receipts, locked-in-shares, No. of shares pledged or otherwise encumbered by promoters, as applicable, shall not be displayed at the time of dissemination on the Stock Exchange website. Also whether there is 'No' declared by Listed Entity in above table the values will be considered as 'Zero' by default on submission of the format of holding of specified securities.</p>				

For Semac Consultants Private Limited

  
Authorised Signatory



Semac Consultants Private Limited  
Table I - Summary Statement holding of specified securities

Table I - Summary Statement Relating to Specified Securities																		
Category	Category of shareholder	No. of shareholders	No. of fully paid up equity shares held	No. of partly paid up equity shares held	No. of shares underlying Depository Receipts	Total no. of shares held	Shareholding as a % of total no. of shares (calculated as per SCRR, 1957)	No. of voting rights held in each class of securities				No. of shares underlying outstanding convertible securities (including warrants)	Shareholding as a % assuming full conversion of convertible securities (as a % of diluted share capital)	No. of locked in shares		No. of shares pledged or otherwise encumbered		No. of equity shares held in dematerialised form
								No. of voting rights			Total as a % of (A+B+C)			No. (a)	As a % of total shares held (B)	No. (a)	As a % of total shares held (b)	
								Class : Equity Shares	Class : NIL	Total								
(I)	(II)	(III)	(IV)	(V)	(VI)	(VII) = (IV) + (V) + (VI)	(VIII) As a % of (A+B+C2)	(IX)				(X)	(XI) = (VII) + (X)	(XII)		(XIII)		(XIV)
(A)	Promoter & Promoter Group	3	1,745,627	-	-	1,745,627	95.87%	1,745,627	-	1,745,627	95.87%	-	95.87%	-	0.00%	-	0.00%	1,745,527
(B)	Public	17	75,265	-	-	75,265	4.13%	75,265	-	75,265	4.13%	-	4.13%	-	0.00%	-	0.00%	6,122
(C)	Non-promoter - Non-public	-	-	-	-	-	0.00%	-	-	-	0.00%	-	0.00%	-	0.00%	-	0.00%	-
(C1)	Shares underlying DRs	-	-	-	-	-	0.00%	-	-	-	0.00%	-	0.00%	-	0.00%	-	0.00%	-
(C2)	Shares held by Employee Trust	-	-	-	-	-	0.00%	-	-	-	0.00%	-	0.00%	-	0.00%	-	0.00%	-
	Total	20	1,820,892	-	-	1,820,892	100.00%	1,820,892	-	1,820,892	100.00%	-	100.00%	-	0.00%	-	0.00%	1,751,649



Semac Consultants Private Limited  
Table II - Statement showing shareholding pattern of the Promoter and Promoter Group

Table II - Statement showing shareholding pattern of the Promoter and Promoter Group																		
	Category & Name of the shareholders	No. of shareholders	No. of fully paid up equity shares held	Partly paid up equity shares held	No. of shares underlying Depository Receipts	Total no. of shares held	Shareholding as a % of total no. of shares (calculated as per SCRR, 1957)	No. of voting rights held in each class of securities				No. of shares underlying outstanding convertible securities (including warrants)	Shareholding as a % assuming full conversion of convertible securities (as a % of diluted share capital)	No. of locked in shares		No. of shares pledged or otherwise encumbered		No. of equity shares held in dematerialised form
								No. of voting rights			Total as a % of (A+B+C)			No. (a)	As a % of total shares held (B)	No. (a)	As a % of total shares held (b)	
								Class : Equity Shares	Class : NIL	Total								
(i)	(ii)	(iii)	(iv)	(v)	(vi)	(vii) = (iv) + (v) + (vi)	(viii) As a % of (A+B+C2)	(ix)				(x)	(xi) = (vii) + (x)	(xii)		(xiii)		(xiv)
1	Indian																	
(a)	Individuals / Hindu Undivided Family		-	-	-	-	0.00%	-	-	-	0.00%	-	0.00%	-	0.00%	0	0.00%	-
(b)	Central Government / State Government																	
(c)	Financial Institutions / banks																	
(d)	Any other (specify)	3																
	Bodies Corporate																	
	Revathi Equipment Limited		1,745,527	-	-	1,745,527	95.87%	1,745,527	-	1,745,527	95.87%	-	95.87%	-	0.00%	-	0.00%	1,745,527
	Renaissance Construction Technologies India Ltd		50	-	-	50	0.00%	50	-	50	0.00%	-	0.00%	-	0.00%	-	0.00%	-
	Avalokiteshwar Valmiv Limited		50	-	-	50	0.00%	50	-	50	0.00%	-	0.00%	-	0.00%	-	0.00%	-
	Sub-total (A)(1)	3	1,745,627	-	-	1,745,627	95.87%	1,745,627	-	1,745,627	95.87%	-	95.87%	-	0.00%	-	0.00%	1,745,527
2	Foreign																	
(a)	Individuals (Non-resident individuals / foreign individuals)		-	-	-	-	-	-	-	-	-	-	-	-	-	-	-	-
(b)	Government		-	-	-	-	-	-	-	-	-	-	-	-	-	-	-	-
(c)	Institutions		-	-	-	-	-	-	-	-	-	-	-	-	-	-	-	-
(d)	Foreign Portfolio Investor		-	-	-	-	-	-	-	-	-	-	-	-	-	-	-	-
(e)	Any other (specify)		-	-	-	-	-	-	-	-	-	-	-	-	-	-	-	-
	Sub-total (A)(2)		-	-	-	-	-	-	-	-	-	-	-	-	-	-	-	-
	Total shareholding of Promoter and Promoter Group (A) = (A)(1) + (A)(2)	3	1,745,627	-	-	1,745,627	95.87%	1,745,627	-	1,745,627	95.87%	-	95.87%	-	0.00%	-	0.00%	1,745,527

Note:

1 The term 'encumbrance' has the same meaning as assigned under regulation 28(3) of SEBI (substantial acquisition of shares and takeovers) Regulations, 2011





Semac Consultants Private Limited  
Table III - Statement showing shareholding pattern of the Public shareholder

Table III - Statement showing shareholding pattern of the Public shareholder																		
Category & Name of the shareholders	No. of shareholders	No. of fully paid up equity shares held	Partly paid up equity shares held	No. of shares underlying Depository Receipts	Total no. of shares held	Shareholding as a % of total no. of shares (calculated as per SCRR, 1957)	No. of voting rights held in each class of securities				No. of shares underlying outstanding convertible securities (including warrants)	Shareholding as a % assuming full conversion of convertible securities (as a % of diluted share capital)	No. of locked in shares		No. of shares pledged or otherwise encumbered		No. of equity shares held in dematerialised form	
							No. of voting rights			Total as a % of (A+B+C)			No. (a)	As a % of total shares held (b)	No. (a)	As a % of total shares held (b)		
							Class : Equity Shares	Class : NIL	Total									
(I)	(II)	(IV)	(V)	(VI)	(VII) = (IV) + (V) + (VI)	(VIII) As a % of (A+B+C2)	(IX)				(X)	(XI) = (VII) + (X)	(XII)		(XIII)		(XIV)	
(1)	Institutions	-	-	-	-	0.00%	-	-	-	-	-	-	-	0.00%	-	0.00%	-	
(a)	Mutual Funds/	-	-	-	-	0.00%	-	-	-	-	-	-	-	0.00%	-	0.00%	-	
(b)	Venture Capital Funds	-	-	-	-	0.00%	-	-	-	-	-	-	-	0.00%	-	0.00%	-	
(c)	Alternate Investment Funds	-	-	-	-	0.00%	-	-	-	-	-	-	-	0.00%	-	0.00%	-	
(d)	Foreign Venture Capital Investors	-	-	-	-	0.00%	-	-	-	-	-	-	-	0.00%	-	0.00%	-	
(e)	Foreign portfolio Investors	-	-	-	-	0.00%	-	-	-	-	-	-	-	0.00%	-	0.00%	-	
(f)	Financial Institutions / Banks	-	-	-	-	0.00%	-	-	-	-	-	-	-	0.00%	-	0.00%	-	
(g)	Insurance Companies	-	-	-	-	0.00%	-	-	-	-	-	-	-	0.00%	-	0.00%	-	
(h)	Provident Funds/Pension Funds	-	-	-	-	0.00%	-	-	-	-	-	-	-	0.00%	-	0.00%	-	
(i)	Any Other (specify)	-	-	-	-	0.00%	-	-	-	0.00%	-	-	-	0.00%	-	0.00%	-	
	Sub-Total (B)(1)	-	-	-	-	0.00%	-	-	-	0.00%	-	-	-	0.00%	-	0.00%	-	
(2)	Central Government/ State Government(s)/ President of India	-	-	-	-	0.00%	-	-	-	0.00%	-	-	-	0.00%	-	0.00%	-	
	Sub-Total (B)(2)	-	-	-	-	0.00%	-	-	-	0.00%	-	-	-	0.00%	-	0.00%	-	
(3)	Non-institutions																	
(a)	Individuals -i. Individual shareholders holding nominal share capital upto Rs 2 lakh	16	29,117	-	-	29,117	1.60%	29,117	-	29,117	1.60%	-	1.60%	-	0.00%	-	0.00%	6,122
	ii. Individual shareholders holding nominal share capital in excess of Rs. 2 lakh.	1	46,148	-	-	46,148	2.53%	46,148	-	46,148	2.53%	-	2.53%	-	0.00%	-	0.00%	-
(b)	NBFCs registered with RBI																	
(c)	Employee Trusts																	
(d)	Overseas Depositories (holding DRs) (balancing figure)																	
(e)	Any other (Specify)																	
	Sub-Total(B)(3)	17	75,265	-	-	75,265	4.13%	75,265	-	75,265	4.13%	-	4.13%	-	0.00%	-	0.00%	6,122
	Total Public Shareholding (B)= (B)(1)+(B)(2)+B(3)	17	75,265	-	-	75,265	4.13%	75,265	-	75,265	4.13%	-	4.13%	-	0.00%	-	0.00%	6,122

Note:

1 The above format needs to be disclosed along with the name of following persons: Institutions / Non institutions holding more than 1% of total number of shares



Semac Consultants Private Limited  
Table IV - Statement showing shareholding pattern of the Non-promoter - Non-public shareholder

Table IV - Statement showing shareholding pattern of the Non-promoter - Non-public shareholder																		
Category & Name of the shareholders	No. of shareholders	No. of fully paid up equity shares held	Partly paid up equity shares held	No. of shares underlying Depository Receipts	Total no. of shares held	Shareholding as a % of total no. of shares (calculated as per SCRR, 1957)	No. of voting rights held in each class of securities				No. of shares underlying outstanding convertible securities (including warrants)	Shareholding as a % assuming full conversion of convertible securities (as a % of diluted share capital)	No. of locked in shares		No. of shares pledged or otherwise encumbered		No. of equity shares held in dematerialised form	
							No. of voting rights			Total as a % of (A+B+C)			No. (a)	As a % of total shares held (B)	No. (a)	As a % of total shares held (b)		
							Class e.g. X	Class e.g. Y	Total									
(I)	(II)	(III)	(IV)	(V)	(VI)	(VII) = (IV) + (V) + (VI)	(VIII) As a % of (A+B+C2)	(IX)				(X)	(XI) = (VII) + (X)	(XII)		(XIII)		(XIV)
1	Custodian / DR holder																	
2	Employee Benefit Trust (under SEBI (Share based Employee Benefit) Regulations, 2014																	
	Total Non-promoter Non-public shareholding (C)= (C)(1)+(C)(2)																	

Note:

- 1 The above format needs to be disclosed along with the name of all holders holding more than 1% of total number of shares
- 2 W.r.t. the information pertaining to Depository Receipts, the same may be disclosed in the respective column to the extent information available

For Semac Consultants Private Limited

  
Authorised Signatory



POM - without pan

Renaissance Advanced Consultancy Limited			
Shareholding pattern under Regulation 31 of SEBI (Listing Obligations and Disclosure Requirements) Regulations, 2015			
1	Name of listed entity: Renaissance Advanced Consultancy Limited		
2	Scrip code/Name of Scrip/Class of Security: NA		
3	Shareholding pattern filed under: Reg. 31(1)(a) / Reg. 31(1)(b) / Reg. 31(1)(c)		
	a.	If under Reg 31(1)(b) then indicate the report for the month ended October 31, 2021	
	b.	If under Reg 31(1)(c) then indicate date of allotment / extinguishment - N.A.	
4	Declaration: The Listed entity is required to submit the following declaration to the extent of submission of information: -		
		<b>Particulars</b>	
			<b>Yes*</b> <b>No*</b>
1		Whether the Listed Entity has issued any partly paid up shares?	- No
2		Whether the Listed Entity has issued any Convertible Securities or Warrants?	- No
3		Whether the Listed Entity has any shares against which depository receipts are issued?	- No
4		Whether the Listed Entity has any shares in locked-in?	- No
5		Whether any shares held by promoters are pledge or otherwise encumbered?	- No
<p>* If the Listed Entity selects the option 'No' for the questions above, the columns for the partly paid up shares, Outstanding Convertible Securities / Warrants, depository receipts, locked-in-shares, No. of shares pledged or otherwise encumbered by promoters, as applicable, shall not be displayed at the time of dissemination on the Stock Exchange website. Also whether there is 'No' declared by Listed Entity in above table the values will be considered as 'Zero' by default on submission of the format of holding of specified securities.</p>			

For Renaissance Advanced Consultancy Limited

 Authorised Signatory



Renaissance Advanced Consultancy Limited  
Table I - Summary Statement holding of specified securities

Table I - Summary Statement Noting or Specified Securities																		
Category	Category of shareholder	No. of shareholders	No. of fully paid up equity shares held	No. of partly paid up equity shares held	No. of shares underlying Depository Receipts	Total no. of shares held	Shareholding as a % of total no. of shares (calculated as per SCRR, 1957)	No. of voting rights held in each class of securities				No. of shares underlying outstanding convertible securities (including warrants)	Shareholding as a % assuming full conversion of convertible securities (as a % of diluted share capital)	No. of locked in shares		No. of shares pledged or otherwise encumbered		No. of equity shares held in dematerialised form
								No. of voting rights			Total as a % of (A+B+C)			No. (a)	As a % of total shares held (B)	No. (a)	As a % of total shares held (b)	
								Class : Equity Shares	Class : NIL	Total								
(I)	(II)	(III)	(IV)	(V)	(VI)	(VII) = (IV) + (V) + (VI)	(VIII) As a % of (A+B+C2)	(IX)				(X)	(XI) = (VII) + (X)	(XII)		(XIII)		(XIV)
(A)	Promoter & Promoter Group																	
(B)	Public																	
(C)	Non-promoter - Non-public																	
(C1)	Shares underlying DRs																	
(C2)	Shares held by Employee Trust																	
	Total																	
N.A. since the transferor company will be dissolved pursuant to the Scheme																		

N.A. since the transferor company will be dissolved pursuant to the Scheme





Renaissance Advanced Consultancy Limited  
Table II - Statement showing shareholding pattern of the Promoter and Promoter Group

Table II - Statement showing shareholding pattern of the Promoter and Promoter Group																		
	Category & Name of the shareholders	No. of shareholders	No. of fully paid up equity shares held	Partly paid up equity shares held	No. of shares underlying Depository Receipts	Total no. of shares held	Shareholding as a % of total no. of shares (calculated as per SCRR, 1957)	No. of voting rights held in each class of securities				No. of shares underlying outstanding convertible securities (including warrants)	Shareholding as a % assuming full conversion of convertible securities (as a % of diluted share capital)	No. of locked in shares		No. of shares pledged or otherwise encumbered		No. of equity shares held in dematerialised form
								No. of voting rights			Total as a % of (A+B+C)			No. (a)	As a % of total shares held (B)	No. (a)	As a % of total shares held (b)	
								Class : Equity Shares	Class : NIL	Total								
(I)	(II)	(III)	(IV)	(V)	(VI)	(VII) = (IV) + (V) + (VI)	(VIII) As a % of (A+B+C2)	(IX)				(X)	(XI) = (VII) + (X)	(XII)		(XIII)		(XIV)
1	Indian																	
(a)	Individuals / Hindu Undivided Family																	
	Ajai Hari Dalmia - HUF																	
	Abhishek Dalmia																	
	Chaitanya Dalmia																	
	Puja Dalmia																	
	Ajai Hari Dalmia																	
	Priyamvada Dalmia																	
	Usha Dalmia																	
(b)	Central Government / State Government																	
(c)	Financial institutions / banks																	
(d)	Any other (specify)																	
	Bodies Corporate																	
	Spangle Marketing Limited																	
	Eastern Resin & Allied Products Ltd																	
	Saffron Agencies Ltd																	
	Anniversary Investments And Agencies Limited																	
	Arjun Minerals And Transporters Limited																	
	Brofly Dealcom Lip																	
	Lotus Trading Private Limited																	
	Renaissance Asset Management Company Pvt Ltd																	
	Renaissance Trustee Company Private Ltd																	
	Sunglow Agriculture Farms Private Ltd																	
	Hilltop Metals Limited																	
	Asra Plantations Private Limited																	
	Hari Investments Private Limited																	
	Radhapriya Private Limited																	
	Trust and Partnership Firm																	
	Ajai Hari Dalmia, on behalf of Ajai Hari Dalmia Trust																	
	Abhishek Dalmia, on behalf of Radha Madhav Trust																	
	Ajai Hari Dalmia, on behalf of Shri Finance																	
	Usha Dalmia, on behalf of Shri Finance																	
	Saffron Agencies Limited, on behalf of Shri Hari Investment																	
	Ajai Hari Dalmia, on behalf of Chaitanya Parivaar Trust																	
	Abhishek Dalmia, on behalf of Harivansh Trust																	
	Abhishek Dalmia, on behalf of Yashohari Trust																	
	Ajai Hari Dalmia, on behalf of Haripriya Trust																	
	Chaitanya Dalmia, on behalf of Shri Finance																	
	Puja Dalmia, on behalf of Shri Finance																	
	Ajai Hari Dalmia, on behalf of Priyamvada Trust																	
	Sub-total (A)(1)																	
2	Foreign																	
(a)	Individuals (Non-resident individuals / foreign individuals)																	
(b)	Government																	
(c)	Institutions																	
(d)	Foreign Portfolio Investor																	
(e)	Any other (specify)																	
	Sub-total (A)(2)																	
	Total shareholding of Promoter and Promoter Group (A) = (A)(1) + (A)(2)																	

N.A. Since the Transferor Company will be dissolved pursuant to the Scheme.

Note:  
1 The term 'encumbrance' has the same meaning as assigned under regulation 28(3) of SEBI (substantial acquisition of shares and takeovers) Regulations, 2011



Renaissance Advanced Consultancy Limited  
Table III - Statement showing shareholding pattern of the Public shareholder

(I)	Category & Name of the shareholders	No. of shareholders	No. of fully paid up equity shares held	Partly paid up equity shares held	No. of shares underlying Depository Receipts	Total no. of shares held	Shareholding as a % of total no. of shares (calculated as per SCRR, 1957)	No. of voting rights held in each class of securities				No. of shares underlying outstanding convertible securities (including warrants)	Shareholding as a % assuming full conversion of convertible securities (as a % of diluted share capital)	No. of locked in shares		No. of shares pledged or otherwise encumbered		No. of equity shares held in dematerialised form
								No. of voting rights			Total as a % of (A+B+C)			No. (a)	As a % of total shares held (B)	No. (a)	As a % of total shares held (b)	
								Class : Equity Shares	Class : NIL	Total								
(I)	(II)		(IV)	(V)	(VI)	(VII) = (IV) + (V) + (VI)	(VIII) As a % of (A+B+C2)	(IX)				(X)	(XI) = (VII) + (X)	(XII)		(XIII)		(XIV)
(1)	Institutions																	
(a)	Mutual Funds/																	
(b)	Venture Capital Funds																	
(c)	Alternate Investment Funds																	
(d)	Foreign Venture Capital Investors																	
(e)	Foreign portfolio Investors																	
(f)	Financial Institutions / Banks																	
(g)	Insurance Companies																	
(h)	Provident Funds/Pension Funds																	
(i)	Any Other (specify)																	
	Sub-Total (B)(1)																	
(2)	Central Government/ State Government(s)/ President of India																	
	Sub-Total (B)(2)																	
(3)	Non-institutions																	
(a)	Individuals -i. Individual shareholders holding nominal share capital in excess of Rs 2 lakh ii. Individual shareholders holding nominal share capital upto Rs. 2 lakh.																	
(b)	NBFCs registered with RBI																	
(c)	Employee Trusts																	
	Overseas Depositories (holding DRs) (balancing figure)																	
(d)	Any other (Specify)																	
	Bodies Corporate																	
	HUF																	
	Non-Resident Indian (NRI)																	
	Sub-Total(B)(3)																	
	Total Public Shareholding (B)= (B)(1)+(B)(2)+B(3)																	

N.A. Since the Transferor Company will be dissolved pursuant to the Scheme.

N.A. Since the Transferor Company will be dissolved pursuant to the Scheme.

Note:

1 The above format needs to be disclosed along with the name of following persons: Institutions / Non institutions holding more than 1% of total number of shares





Renaissance Advanced Consultancy Limited  
Table IV - Statement showing shareholding pattern of the Non-promoter - Non-public shareholder


Table IV - Statement showing shareholding pattern of the Non-promoter - Non-public shareholder																		
Category & Name of the shareholders	No. of shareholders	No. of fully paid up equity shares held	Partly paid up equity shares held	No. of shares underlying Depository Receipts	Total no. of shares held	Shareholding as a % of total no. of shares (calculated as per SCRR, 1957)	No. of voting rights held in each class of securities				No. of shares underlying outstanding convertible securities (including warrants)	Shareholding as a % assuming full conversion of convertible securities (as a % of diluted share capital)	No. of locked in shares		No. of shares pledged or otherwise encumbered		No. of equity shares held in dematerialised form	
							No. of voting rights			Total as a % of (A+B+C)			No. (a)	As a % of total shares held (B)	No. (a)	As a % of total shares held (b)		
							Class e.g. X	Class e.g. Y	Total									
(I)	(II)	(III)	(IV)	(V)	(VI)	(VII) = (IV) + (V) + (VI)	(VIII) As a % of (A+B+C2)	(IX)				(X)	(XI) = (VII) + (X)	(XII)		(XIII)		(XIV)
1	Custodian / DR holder																	
2	Employee Benefit Trust (under SEBI (Share based Employee Benefit) Regulations, 2014																	
	Total Non-promoter Non-public shareholding (C)= (C)(1)																	
N.A. since the transferor company will be dissolved pursuant to the Scheme																		

N.A. since the transferor company will be dissolved pursuant to the Scheme

Note:

- 1 The above format needs to be disclosed along with the name of all holders holding more than 1% of total number of shares
- 2 W.r.t. the information pertaining to Depository Receipts, the same may be disclosed in the respective column to the extent information available

For Renaissance Advanced Consultancy Limited

  
Authorised Signatory

1. Name of Entity:	Renaissance Corporate Consultants Limited
2. Scrip Code/Name of Scrip/Class of Security	NA
3. Share Holding Pattern Filed under: Reg. 31(1)(a)/Reg. 31(1)(b)/Reg.31(1)(c)	
a. If under 31(1)(b) then indicate the report as on	31-Oct-21
b. If under 31(1)(c) then indicate date of allotment/extinguishment	NA
4. Declaration:	

	Particulars	Yes*	No*
1	Whether the Listed Entity has issued any partly paid up shares?		No
2	Whether the Listed Entity has issued any Convertible Securities or Warrants?		No
3	Whether the Listed Entity has any shares against which depository receipts are issued?		No
4	Whether the Listed Entity has any shares in locked-in?		No
5	Whether any shares held by promoters are pledge or otherwise encumbered?		No

\*If the Listed Entity selects the option 'No' for the questions above, the columns for the partly paid up shares, Outstanding Convertible Securities/Warrants, depository receipts, locked-in shares, No of shares pledged or otherwise encumbered by promoters, as applicable, shall not be displayed at the time of dissemination on the Stock Exchange website. Also wherever there is 'No' declared by Listed Entity in above table the values will be considered as 'Zero' by default on submission of the format of holding of specified securities.

For Renaissance Corporate Consultants Limited

  
Authorised Signatory



Renaissance Corporate Consultants Limited

**Table I - Summary Statement holding of specified securities**

Category	Category of Shareholder	Number of Shareholders	No. of fully paid up equity shares held	Partly paid-up equity shares held	Nos. of shares underlying Depository Receipts	Total number of shares held	Sharehold ing % calculated as per SCRR, 1957 As a % of (A+B+C2)	Number of Voting Rights held in each class of securities (IX)			No. of Shares Underlying Outstanding convertible securities (including Warrants)	Shareholding , as a % assuming full conversion of convertible securities ( as a percentage of diluted share capital)	Number of Locked in shares		Shares Pledged of otherwise encumbered		Number of equity shares held in dematerialized form	
								No of Voting Rights	Each share has 1 vote	Total as a % of Total Voting rights			No. (a)	As a % of total Shares held (b)	No. (a)	As a % of total Shares held (b)		
(I)	(II)	(III)	(IV)	(V)	(VI)	VII = IV+V+VI	(VIII)	Class X	Class Y	Total		(X)	(XI) = (VII)+(X) as a % of A+B+C2	(XII)		(XIII)		(XIV)
(A)	Promoter and Promoter Group	7	1,889,901	-	-	1,889,901	61.62	1,889,901		1,889,901	61.62	-	61.62	-	-	-	-	1,889,881
(B)	Public	6,554	1,177,042	-	-	1,177,042	38.38	1,177,042		1,177,042	38.38	-	38.38	-	-	-	-	963,400
(C)	Non Promoter-Non Public																	
(C1)	Shares underlying DRs																	
(C2)	Shares held by Employee Trusts																	
	Total	6,561	3,066,943	-	-	3,066,943	100.00	3,066,943	-	3,066,943	100.00	-	100.00	-	-	-	-	2,853,281





Table II - Statement showing shareholding pattern of the Promoter and Promoter Group

Table II - Statement showing shareholding pattern of the Promoter and Promoter Group																		
	Category & Name of Shareholder	Number of Shareholders	No. of fully paid up equity shares held	Partly paid-up equity shares held	Nos. of shares underlying Depository Receipts	Total number of shares held	Shareholding % calculated as per SCRR, 1957 As a % of (A+B+C2)	Number of Voting Rights held in each class of securities (IX)			No. of Shares Underlying Outstanding convertible securities (including Warrants)	Shareholding, as a % assuming full conversion of convertible securities (as a percentage of diluted share capital)	Number of Locked in shares		Shares Pledged of otherwise encumbered		Number of equity shares held in dematerialized form	
								No of Voting Rights	Each share has 1 vote	Total as a % of Total Voting rights			No. (a)	As a % of total Shares held (b)	No. (a)	As a % of total Shares held (b)		
	(I)	(III)	(IV)	(V)	(VI)	(VII = IV+V+VI)	(VIII)	Class X	Class Y	Total		(X)	(XI) = (VII)+(X) as a % of A+B+C2	(XII)		(XIII)		(XIV)
(A)	Shareholding of Promoter and Promoter Group <sup>2</sup>																	
1	Indian	1																
(a)	Individuals/ Hindu Undivided Family																	
	HARIVANSH DALMIA	-	1	-	-	1	0.00%	1	-	1	0.00%	-	0.00%	-	-	-	-	1
(b)	Central Government/ State Government(s)	-	-	-	-	-	-	-	-	-	-	-	-	-	-	-	-	-
(c)	Financial Institutions/ Banks	-	-	-	-	-	-	-	-	-	-	-	-	-	-	-	-	-
(d)	Any Others(Specify)																	
	Bodies Corporate	4																
	Hilltop Metals Limited	-	114,122	-	-	114,122	3.72%	114,122	-	114,122	3.72%	-	3.72%	-	-	-	-	114,122
	Hari Investments Private Limited	-	21	-	-	21	0.00%	21	-	21	0.00%	-	0.00%	-	-	-	-	21
	Radhapriya Private Limited	-	21	-	-	21	0.00%	21	-	21	0.00%	-	0.00%	-	-	-	-	21
	Asra Plantations Private Limited	-	21	-	-	21	0.00%	21	-	21	0.00%	-	0.00%	-	-	-	-	-
	Trust and Partnership Firm	2																
	Ajai Hari Dalmia - Ajai Hari Dalmia Trust	-	1,356,535	-	-	1,356,535	44.23%	1,356,535	-	1,356,535	44.23%	-	44.23%	-	-	-	-	1,356,535
	Abhishek Dalmia - Radha Madhav Trust	-	419,181	-	-	419,181	13.67%	419,181	-	419,181	13.67%	-	13.67%	-	-	-	-	419,181
	Sub Total(A)(1)	7	1,889,901	-	-	1,889,901	61.62%	1,889,901	-	1,889,901	61.62%	-	61.62%	-	-	-	-	1,889,881
2	Foreign																	
a	Individuals (Non-Residents Individuals/ Foreign Individuals)	-	-	-	-	-	-	-	-	-	-	-	-	-	-	-	-	-
b	Government	-	-	-	-	-	-	-	-	-	-	-	-	-	-	-	-	-
c	Institutions	-	-	-	-	-	-	-	-	-	-	-	-	-	-	-	-	-
d	Foreign Portfolio Investor	-	-	-	-	-	-	-	-	-	-	-	-	-	-	-	-	-
e	Any Others(Specify)	-	-	-	-	-	-	-	-	-	-	-	-	-	-	-	-	-
	Sub Total(A)(2)	-	-	-	-	-	-	-	-	-	-	-	-	-	-	-	-	-
	Total Shareholding of Promoter and Promoter Group (A)= (A)(1)+(A)(2)	7	1,889,901	-	-	1,889,901	61.62%	1,889,901	-	1,889,901	61.62%	-	61.62%	-	-	-	-	1,889,881





Table III - Statement showing shareholding pattern of the Public Shareholder

Table III - Statement showing shareholding pattern of the Public Shareholder																	
Category & Name of Shareholders	Number of Shareholders	No. of fully paid up equity shares held	Partly paid-up equity shares held	Nos. of shares underlying Depository Receipts	Total number of shares held	Shareholding % calculated as per SCRR, 1957 As a % of (A+B+C2)	Number of Voting Rights held in each class of securities (IX)			No. of Shares Underlying Outstanding convertible securities (including Warrants)	Shareholding, as a % assuming full conversion of convertible securities (as a percentage of diluted share capital)	Number of Locked in shares		Shares Pledged of otherwise encumbered		Number of equity shares held in dematerialized form	
							No of Voting Rights	Each share has 1 vote	Total as a % of Total Voting rights			No. (a)	As a % of total Shares held (b)	No. (a)	As a % of total Shares held (b)		
(I)	(II)	(IV)	(V)	(VI)	(VII = IV+V+VI)	(VIII)	Class X	Class Y	Total		(X)	(XI) = (VII)+(X) as a % of A+B+C2	(XII)		(XIII)		(XIV)
(1) Institutions																	
(a) Mutual Funds/																	
(b) Venture Capital Funds																	
(c) Alternate Investment Funds																	
(d) Foreign Venture Capital Investors																	
(e) Foreign portfolio Investors																	
(f) Financial Institutions / Banks	1	100	-	-	100	0.00%	100	-	100	0.00%	-	0.00%	-	-	-	-	100
(g) Insurance Companies												0.00%		0.00%	0	0.00%	0
(h) Provident Funds/Pension Funds														0.00%	0	0.00%	0
(i) Any Other (specify)	1	710	-	-	710	0.02%	710	-	710	0.02%	-	0.02%	-	-	-	-	710
Sub-Total (B)(1)	2	810	0	0	810	0.03%	810	0	810	0.03%	0	0.03%	-	-	-	-	810
(2) Central Government/ State Government(s)/ President of India	0	-	-	-	-	-	-	-	-	-	-	-	-	-	-	-	-
Sub-Total (B)(2)	-	-	-	-	-	-	-	-	-	-	-	-	-	-	-	-	-
(3) Non-institutions																	
(a) Individuals -i. Individual shareholders holding nominal share capital up to Rs 2 lakh	6167	903022	-	-	903,022	29.44%	903,022	-	903,022	29.44%	-	29.44%	-	-	-	-	718,071
ii. Individual shareholders holding nominal share capital in excess of Rs. 2 lakh.	3	101106	-	-	101,106	3.30%	101,106	-	101,106	3.30%	-	3.30%	-	-	-	-	80,122
(b) NBFCs registered with RBI																	
(c) Employee Trusts																	
(d) Overseas Depositories (holding DRs) (balancing figure)																	
(e) Any other (Specify)																	
Trust	6	67742	-	-	67,742	2.21%	67,742	-	67,742	2.21%	-	2.21%	-	-	-	-	67,742
Bodies Corporate	81	39836	-	-	39,836	1.30%	39,836	-	39,836	1.30%	-	1.30%	-	-	-	-	32,451
Non Resident Indians	69	17213	-	-	17,213	0.56%	17,213	-	17,213	0.56%	-	0.56%	-	-	-	-	17,081
Clearing Members	20	3175	-	-	3,175	0.10%	3,175	-	3,175	0.10%	-	0.10%	-	-	-	-	3,175
Hindu Undivided Families	205	43529	-	-	43,529	1.42%	43,529	-	43,529	1.42%	-	1.42%	-	-	-	-	43,339
Investor education and protection fund	1	609	0	0	609	0.02%	609	0	609	0.00%	0	0.02%	0	0.00%	0	0.00%	609
Sub-Total(B)(3)	6,552	1,176,232	-	-	1,176,232	38.35%	1,176,232	-	1,176,232	38.35%	-	38.35%	-	-	-	-	962,590
Total Public Shareholding (B)= (B)(1)+(B)(2)+B(3)	6,554	1,177,042	-	-	1,177,042	38.38%	1,177,042	-	1,177,042	0.38	-	38.38%	-	-	-	-	963,400

Details of the shareholders acting as persons in concert including their shareholding(No. and %)

Details of shares which remain unclaimed may be given here along with details such as number of shareholders, outstanding shares held in demat/unclaimed suspense account, voting rights which are frozen etc.,

Note: The above format needs to be disclosed along with the name of the following persons: Institutions/Non Institutions holding more than 1% of total shares, (2) W.r.t the information pertaining to the Depository Receipts, the same may be disclosed in the respective columns to the extent information available and the balance to be disclosed as held by Custodian.





Table IV - Statement showing shareholding pattern of the Non Promoter- Non Public Shareholder

Table IV: Statement showing shareholding pattern of the Company																		
Category & Name of Shareholders	Number of Shareholders	No. of fully paid up equity shares held	Partly paid-up equity shares held	Nos. of shares underlying Depository Receipts	Total number of shares held	Shareholding % calculated as per SCRR, 1957 As a % of (A+B+C2)	Number of Voting Rights held in each class of securities (IX)					No. of Shares Underlying Outstanding convertible securities (including Warrants)	Shareholding, as a % assuming full conversion of convertible securities ( as a percentage of diluted share capital)	Number of Locked in shares		Shares Pledged of otherwise encumbered		Number of equity shares held in dematerialized form
							No of Voting Rights		Total as a % of Total Voting rights	No. (a)	As a % of total Shares held (b)			No. (a)	As a % of total Shares held (b)			
							Class X	Class Y								Total		
(I)	(III)	(IV)	(V)	(VI)	VII = IV+V+VI	(VIII)	Class X	Class Y	Total		(X)	(XI) = (VII)+(X) as a % of A+B+C2	(XII)		(XIII)		(XIV)	
(1) Custodian/DR Holder																		
(2) Employee Benefit Trust (under SEBI (Share based Employee Benefit) Regulations, 2014)																		
Total Non-Promoter- Non Public Shareholding (C)=(C)(1)+(C)(2)																		

## Note :

(1) The above format needs to disclose name of all holders holding more than 1% of total number of shares

(2) W.r.t. the information pertaining to Depository Receipts, the same may be disclosed in the respective columns to the extent information available

For Renaissance Corporate Consultants Limited




Authorized Signatory



Renaissance Consultancy Services Limited				
Shareholding pattern under Regulation 31 of SEBI (Listing Obligations and Disclosure Requirements) Regulations, 2015				
1	Name of entity: Renaissance Advanced Consultancy Limited			
2	Scrip code/Name of Scrip/Class of Security: NA			
3	Shareholding pattern filed under: Reg. 31(1)(a) / Reg. 31(1)(b) / Reg. 31(1)(c)			
	a.	If under Reg 31(1)(b) then indicate the report for the month ended October 31, 2021		
	b.	If under Reg 31(1)(c) then indicate date of allotment / extinguishment - N.A.		
4	Declaration: The Listed entity is required to submit the following declaration to the extent of submission of information: -			
			Yes*	No*
		<b>Particulars</b>		
1		Whether the Listed Entity has issued any partly paid up shares?	-	No
2		Whether the Listed Entity has issued any Convertible Securities or Warrants?	-	No
3		Whether the Listed Entity has any shares against which depository receipts are issued?	-	No
4		Whether the Listed Entity has any shares in locked-in?	-	No
5		Whether any shares held by promoters are pledge or otherwise encumbered?	-	No
<p>* If the Listed Entity selects the option 'No' for the questions above, the columns for the partly paid up shares, Outstanding Convertible Securities / Warrants, depository receipts, locked-in-shares, No. of shares pledged or otherwise encumbered by promoters, as applicable, shall not be displayed at the time of dissemination on the Stock Exchange website. Also whether there is 'No' declared by Listed Entity in above table the values will be considered as 'Zero' by default on submission of the format of holding of specified securities.</p>				

For Renaissance Consultancy Services Limited

  
Authorised Signatory



Renaissance Consultancy Services Limited  
Table I - Summary Statement holding of specified securities

Table 1 - Summary statement holding of specified securities																		
Category	Category of shareholder	No. of shareholders	No. of fully paid up equity shares held	No. of partly paid up equity shares held	No. of shares underlying Depository Receipts	Total no. of shares held	Shareholding as a % of total no. of shares (calculated as per SCRR, 1957)	No. of voting rights held in each class of securities				No. of shares underlying outstanding convertible securities (including warrants)	Shareholding as a % assuming full conversion of convertible securities (as a % of diluted share capital)	No. of locked in shares		No. of shares pledged or otherwise encumbered		No. of equity shares held in dematerialised form
								No. of voting rights			Total as a % of (A+B+C)			No. (a)	As a % of total shares held (B)	No. (a)	As a % of total shares held (b)	
								Class : Equity Shares	Class : NIL	Total								
(I)	(II)	(III)	(IV)	(V)	(VI)	(VII) = (IV) + (V) + (VI)	(VIII) As a % of (A+B+C2)	(IX)				(X)	(XI) = (VII) + (X)	(XII)		(XIII)		(XIV)
(A)	Promoter & Promoter Group	6	1,842,125	-	-	1,842,125	84.91%	1,842,125	-	1,842,125	84.91%	-	84.91%	-	0.00%	-	0.00%	1,842,105
(B)	Public	878	327,394	-	-	327,394	15.09%	327,394	-	327,394	15.09%	-	15.09%	-	0.00%	-	0.00%	161,322
(C)	Non-promoter - Non-public	-	-	-	-	-	0.00%	-	-	-	0.00%	-	0.00%	-	0.00%	-	0.00%	-
(C1)	Shares underlying DRs	-	-	-	-	-	0.00%	-	-	-	0.00%	-	0.00%	-	0.00%	-	0.00%	-
(C2)	Shares held by Employee Trust	-	-	-	-	-	0.00%	-	-	-	0.00%	-	0.00%	-	0.00%	-	0.00%	-
	Total	884	2,169,519	-	-	2,169,519	100.00%	2,169,519	-	2,169,519	100.00%	-	100.00%	-	0.00%	-	0.00%	2,003,427





Renaissance Consultancy Services Limited  
Table II - Statement showing shareholding pattern of the Promoter and Promoter Group

Table II - Statement showing shareholding pattern of the Promoter and Promoter Group																		
	Category & Name of the shareholders	No. of shareholders	No. of fully paid up equity shares held	Partly paid up equity shares held	No. of shares underlying Depository Receipts	Total no. of shares held	Shareholding as a % of total no. of shares (calculated as per SCRR, 1957)	No. of voting rights held in each class of securities				No. of shares underlying outstanding convertible securities (including warrants)	Shareholding as a % assuming full conversion of convertible securities (as a % of diluted share capital)	No. of locked in shares		No. of shares pledged or otherwise encumbered		No. of equity shares held in dematerialised form
								No. of voting rights			Total as a % of (A+B+C)			No. (a)	As a % of total	No. (a)	As a % of total	
								Class : Equity	Class : NIL	Total								
(I)	(II)	(III)	(IV)	(V)	(VI)	(VII) = (IV) + (V) + (VI)	(VIII) As a % of (A+B+C2)	(IX)				(X)	(XI) = (VII) + (X)	(XII)		(XIII)		(XIV)
1	Indian																	
(a)	Individuals / Hindu Undivided Family	NA																
	Central Government / State Government																	
	Financial institutions / banks																	
	Any other (specify)	4																
(b)	Bodies Corporate																	
	Hilltop Metals Ltd		111229	-	-	111,229	5.13%	111,229	-	111,229	5.13%	-	5.13%	-	0.00%	-	0.00%	111,229
	Hari Investments Private Ltd		20	-	-	20	0.00%	20	-	20	0.00%	-	0.00%	-	0.00%	-	0.00%	20
	Radhapriya Private Ltd		20	-	-	20	0.00%	20	-	20	0.00%	-	0.00%	-	0.00%	-	0.00%	20
	Asra Plantations LLP		20	-	-	20	0.00%	20	-	20	0.00%	-	0.00%	-	0.00%	-	0.00%	-
	Trust and Partnership Firm	2																
	Abhishek Dalmia, on behalf of Radha Madhav Trust		408693	-	-	408,693	18.84%	408,693	-	408,693	18.84%	-	18.84%	-	0.00%	-	0.00%	408,693
	Ajai Hari Dalmia, on behalf of Ajai Hari Dalmia Trust		1322143	-	-	1,322,143	60.94%	1,322,143	-	1,322,143	60.94%	-	60.94%	-	0.00%	-	0.00%	1,322,143
	Sub-total (A)(1)	6	1,842,125	-	-	1,842,125	84.91%	1,842,125	-	1,842,125	84.91%	-	84.91%	-	0.00%	-	0.00%	1,842,105
2	Foreign																	
(a)	Individuals (Non-resident individuals / foreign individuals)		-	-	-	-	-	-	-	-	-	-	-	-	-	-	-	-
(b)	Government		-	-	-	-	-	-	-	-	-	-	-	-	-	-	-	-
(c)	Institutions		-	-	-	-	-	-	-	-	-	-	-	-	-	-	-	-
(d)	Foreign Portfolio Investor		-	-	-	-	-	-	-	-	-	-	-	-	-	-	-	-
(e)	Any other (specify)		-	-	-	-	-	-	-	-	-	-	-	-	-	-	-	-
	Sub-total (A)(2)		-	-	-	-	-	-	-	-	-	-	-	-	-	-	-	-
	Total shareholding of Promoter and Promoter Group (A) = (A)(1) + (A)(2)	6	1,842,125	-	-	1,842,125	84.91%	1,842,125	-	1,842,125	84.91%	-	84.91%	-	0.00%	-	0.00%	1,842,105

Note:

1 The term "encumbrance" has the same meaning as assigned under regulation 28(3) of SEBI (substantial acquisition of shares and takeovers) Regulations, 2011





Renaissance Consultancy Services Limited  
Table III - Statement showing shareholding pattern of the Public shareholder

Table III - Statement showing shareholding pattern of the Public shareholder																		
	Category & Name of the shareholders	No. of shareholders	No. of fully paid up equity shares held	Partly paid up equity shares held	No. of shares underlying Depository Receipts	Total no. of shares held	Shareholding as a % of total no. of shares (calculated as per SCRR, 1957)	No. of voting rights held in each class of securities				No. of shares underlying outstanding convertible securities (including warrants)	Shareholding as a % assuming full conversion of convertible securities (as a % of diluted share capital)	No. of locked in shares		No. of shares pledged or otherwise encumbered		No. of equity shares held in dematerialised form
								No. of voting rights			Total as a % of (A+B+C)			No. (a)	As a % of total shares held (B)	No. (a)	As a % of total shares held (b)	
								Class : Equity Shares	Class : NIL	Total								
(I)	(II)		(IV)	(V)	(VI)	(VII) = (IV) + (V) + (VI)	(VIII) As a % of (A+B+C2)	(IX)				(X)	(XI) = (VII) + (X)	(XII)		(XIII)		(XIV)
(1)	Institutions	-	-	-	-	-	0.00%	-	-	-	-	-	-	-	0.00%	-	0.00%	-
(a)	Mutual Funds/	-	-	-	-	-	0.00%	-	-	-	-	-	-	-	0.00%	-	0.00%	-
(b)	Venture Capital Funds	-	-	-	-	-	0.00%	-	-	-	-	-	-	-	0.00%	-	0.00%	-
(c)	Alternate Investment Funds	-	-	-	-	-	0.00%	-	-	-	-	-	-	-	0.00%	-	0.00%	-
(d)	Foreign Venture Capital Investors	-	-	-	-	-	0.00%	-	-	-	-	-	-	-	0.00%	-	0.00%	-
(e)	Foreign portfolio Investors	-	-	-	-	-	0.00%	-	-	-	-	-	-	-	0.00%	-	0.00%	-
(f)	Financial Institutions / Banks	-	-	-	-	-	0.00%	-	-	-	-	-	-	-	0.00%	-	0.00%	-
(g)	Insurance Companies	-	-	-	-	-	0.00%	-	-	-	-	-	-	-	0.00%	-	0.00%	-
(h)	Provident Funds/Pension Funds	-	-	-	-	-	0.00%	-	-	-	-	-	-	-	0.00%	-	0.00%	-
(i)	Any Other (specify)	1	692	-	-	692	0.03%	692	-	692	0.03%	-	0.03%	-	0.00%	-	0.00%	692
	Sub-Total (B)(1)	1	692	-	-	692	0.03%	692	-	692	0.03%	-	0.03%	-	0.00%	-	0.00%	692
(2)	Central Government/ State Government(s)/ President of India	-	-	-	-	-	0.00%	-	-	-	0.00%	-	0.00%	-	0.00%	-	0.00%	-
	Sub-Total (B)(2)	-	-	-	-	-	0.00%	-	-	-	0.00%	-	0.00%	-	0.00%	-	0.00%	-
(3)	Non-institutions																	
(a)	Individuals -i. Individual shareholders holding nominal share capital in excess of Rs 2 lakh	1	20,452	-	-	20,452	0.94%	20,452	-	20,452	0.94%	-	0.94%	-	0.00%	-	0.00%	-
	ii. Individual shareholders holding nominal share capital upto Rs. 2 lakh.	839	225,764	-	-	225,764	10.41%	225,764	-	225,764	10.41%	-	10.41%	-	0.00%	-	0.00%	87,366
(b)	NBFCs registered with RBI																	
(c)	Employee Trusts																	
(d)	Overseas Depositories (holding DRs) (balancing figure)																	
(e)	Any other (Specify)																	
	Bodies Corporate	26	13,369	-	-	13,369	0.62%	13,369	-	13,369	0.62%	-	0.62%	-	0.00%	-	0.00%	6,332
	HUF	4	879	-	-	879	0.04%	879	-	879	0.04%	-	0.04%	-	0.00%	-	0.00%	694
	Non-Resident Indian (NRI)	2	218	-	-	218	0.01%	218	-	218	0.01%	-	0.01%	-	0.00%	-	0.00%	218
	Trust																	
	Chaitanya Dalmia, on behalf of Chaitanya Parivaar Trust	1	16	-	-	16	0.00%	16	-	16	0.00%	-	0.00%	-	0.00%	-	0.00%	16
	Chaitanya Dalmia, on behalf of Shri Finance	1	8	-	-	8	0.00%	8	-	8	0.00%	-	0.00%	-	0.00%	-	0.00%	8
	Saffron Agencies Limited, on behalf of Shri Hari Investment	1	20	-	-	20	0.00%	20	-	20	0.00%	-	0.00%	-	0.00%	-	0.00%	20
	Ajai Hari Dalmia, on behalf of Shri Finance	1	60,941	-	-	60,941	2.81%	60,941	-	60,941	2.81%	-	2.81%	-	0.00%	0	0.00%	60,941
	Usha Dalmia, On behalf of Shri Finance	1	5,035	-	-	5,035	0.23%	5,035	-	5,035	0.23%	-	0.23%	-	0.00%	0	0.00%	5,035
Note:	Sub-Total(B)(3)	877	326,702	-	-	326,702	15.06%	326,702	-	326,702	15.06%	-	15.06%	-	0.00%	-	0.00%	160,630
1																		
2	Total Public Shareholding (B)=(B)(1)+(B)(2)+(B)(3)	878	327,394	-	-	327,394	15.09%	327,394	-	327,394	15.09%	-	15.09%	-	0.00%	-	0.00%	161,322

**Note**

1 The above format needs to be disclosed along with the name of following persons: Institutions / Non institutions holding more than 1% of total number of shares






Renaissance Consultancy Services Limited  
Table IV - Statement showing shareholding pattern of the Non-promoter - Non-public shareholder

	Category & Name of the shareholders	No. of shareholders	No. of fully paid up equity shares held	Partly paid up equity shares held	No. of shares underlying Depository Receipts	Total no. of shares held	Shareholding as a % of total no. of shares (calculated as per SCRR, 1957)	No. of voting rights held in each class of securities				No. of shares underlying outstanding convertible securities (including warrants)	Shareholding as a % assuming full conversion of convertible securities (as a % of diluted share capital)	No. of locked in shares		No. of shares pledged or otherwise encumbered		No. of equity shares held in dematerialised form
								No. of voting rights			Total as a % of (A+B+C)			No. (a)	As a % of total shares held (B)	No. (a)	As a % of total shares held (b)	
								Class e.g. X	Class e.g. Y	Total								
(I)	(II)	(III)	(IV)	(V)	(VI)	(VII) = (IV) + (V) + (VI)	(VIII) As a % of (A+B+C2)	(IX)				(X)	(XI) = (VII) + (X)	(XII)		(XIII)		(XIV)
1	Custodian / DR holder																	
2	Employee Benefit Trust (under SEBI (Share based Employee Benefit) Regulations, 2014																	
	Total Non-promoter Non-public shareholding [C] = [C](1)+[C](2)																	

Note:

- 1 The above format needs to be disclosed along with the name of all holders holding more than 1% of total number of shares
- 2 W.r.t. the information pertaining to Depository Receipts, the same may be disclosed in the respective column to the extent information available

For Renaissance Consultancy Services Limited

  
Authorised Signatory



1. Name of Listed Entity:	Revathi Equipment Limited
2. Scrip Code/Name of Scrip/Class of Security	REVATHI / INE617A01013
3. Share Holding Pattern Filed under: Reg. 31(1)(a)/Reg. 31(1)(b)/Reg.31(1)(c)	
a. If under 31(1)(b) then indicate the report as on	31-Oct-21
b. If under 31(1)(c) then indicate date of allotment/extinguishment	NA
4. Declaration:	

	Particulars	Yes*	No*
1	Whether the Listed Entity has issued any partly paid up shares?		No
2	Whether the Listed Entity has issued any Convertible Securities or Warrants?		No
3	Whether the Listed Entity has any shares against which depository receipts are issued?		No
4	Whether the Listed Entity has any shares in locked-in?		No
5	Whether any shares held by promoters are pledge or otherwise encumbered?		No

\*If the Listed Entity selects the option 'No' for the questions above, the columns for the partly paid up shares, Outstanding Convertible Securities/Warrants, depository receipts, locked-in shares, No of shares pledged or otherwise encumbered by promoters, as applicable, shall not be displayed at the time of dissemination on the Stock Exchange website. Also wherever there is 'No' declared by Listed Entity in above table the values will be considered as 'Zero' by default on submission of the format of holding of specified securities.

**For Revathi Equipment Limited**

  
**K. Maheswaran**  
**Company Secretary**



Revathi Equipment Limited

Table I - Summary Statement holding of specified securities

Category	Category of Shareholder	Number of Shareholders	No. of fully paid up equity shares held	Partly paid-up equity shares held	Nos. of shares underlying Depository Receipts	Total number of shares held	Sharehold ing % calculated as per SCRR, 1957 As a % of (A+B+C2)	Number of Voting Rights held in each class of securities (IX)			No. of Shares Underlying Outstanding convertible securities (including Warrants)	Shareholding , as a % assuming full conversion of convertible securities ( as a percentage of diluted share capital)	Number of Locked in shares		Shares Pledged of otherwise encumbered		Number of equity shares held in dematerialized form	
								No of Voting Rights		Each share has 1 vote			Total as a % of Total Voting rights	No. (a)	As a % of total Shares held (b)	No. (a)		As a % of total Shares held (b)
								Class X	Class Y									
(I)	(II)	(III)	(IV)	(V)	(VI)	VII = IV+V+VI	(VIII)	Class X	Class Y	Total		(X)	(XI) = (VII)+(X) as a % of A+B+C2	(XII)		(XIII)		(XIV)
(A)	Promoter and Promoter Group	9	1,890,001	-	-	1,890,001	60.15	1,890,001		1,890,001	60.15	-	60.15	-	-	-	-	1,889,881
(B)	Public	6,571	1,252,307	-	-	1,252,307	39.85	1,252,307		1,252,307	39.85	-	39.85	-	-	-	-	969,522
(C)	Non Promoter-Non Public																	
(C1)	Shares underlying DRs																	
(C2)	Shares held by Employee Trusts																	
	Total	6,580	3,142,308	-	-	3,142,308	100.00	3,142,308	-	3,142,308	100.00	-	100.00	-	-	-	-	2,859,403





Revathi Equipment Limited

Table II - Statement showing shareholding pattern of the Promoter and Promoter Group

Table 11 - Statement showing Shareholding pattern of the Promoter and Promoter Group																	
Category & Name of Shareholder	Number of Shareholders	No. of fully paid up equity shares held	Partly paid-up equity shares held	Nos. of shares underlying Depository Receipts	Total number of shares held	Shareholding % calculated as per SCRR, 1957 As a % of (A+B+C2)	Number of Voting Rights held in each class of securities (IX)				No. of Shares Underlying Outstanding convertible securities (including Warrants)	Shareholding, as a % assuming full conversion of convertible securities ( as a percentage of diluted share capital)	Number of Locked in shares		Shares Pledged of otherwise encumbered		Number of equity shares held in dematerialized form
							No of Voting Rights			Total as a % of Total Voting rights			No. (a)	As a % of total Shares held (b)	No. (a)	As a % of total Shares held (b)	
							Class X	Class Y	Total								
(I)	(III)	(IV)	(V)	(VI)	(VII = IV+V+VI)	(VIII)	Class X	Class Y	Total		(X)	(XI) = (VII)+(X) as a % of A+B+C2	(XII)		(XIII)		(XIV)
(A) Shareholding of Promoter and Promoter Group <sup>2</sup>																	
1 Indian																	
(a) Individuals/ Hindu Undivided Family	1																
HARIVANSH DALMIA		1	-	-	1	0.00	1	-	1	0.00	-	0.00	-	-	-	-	1
(b) Central Government/ State Government(s)	0	-	-	-	-	-	-	-	-	-	-	-	-	-	-	-	-
(c) Financial Institutions/ Banks	0	-	-	-	-	-	-	-	-	-	-	-	-	-	-	-	-
(d) Any Others(Specify)																	
Bodies Corporate	6																
Hilltop Metals Limited		114,122	-	-	114,122	3.63	114,122	-	114,122	3.63	-	3.63	-	-	-	-	114,122
Hari Investments Private Limited		21	-	-	21	0.00	21	-	21	0.00	-	0.00	-	-	-	-	21
Radhapriya Private Limited		21	-	-	21	0.00	21	-	21	0.00	-	0.00	-	-	-	-	21
Asra Plantations Private Limited		21	-	-	21	0.00	21	-	21	0.00	-	0.00	-	-	-	-	-
Renaissance Construction Technologies India Ltd		50	-	-	50	0.00	50	-	50	0.00	-	0.00	-	-	-	-	-
Avalokiteshwar Valinv Limited		50	-	-	50	0.00	50	-	50	0.00	-	0.00	-	-	-	-	-
Trust and Partnership Firm	2																
Ajai Hari Dalmia - Ajai Hari Dalmia Trust		1,356,535	-	-	1,356,535	43.17	1,356,535	-	1,356,535	43.17	-	43.17	-	-	-	-	1,356,535
Abhishek Dalmia - Radha Madhav Trust		419,181	-	-	419,181	13.34	419,181	-	419,181	13.34	-	13.34	-	-	-	-	419,181
Sub Total(A)(1)	9	1,890,001	-	-	1,890,001	60.15	1,890,001	-	1,890,001	60.15	-	60.15	-	-	-	-	1,889,881
2 Foreign																	
a Individuals (Non-Residents Individuals/ Foreign Individuals)	0	-	-	-	-	-	-	-	-	-	-	-	-	-	-	-	-
b Government	0	-	-	-	-	-	-	-	-	-	-	-	-	-	-	-	-
c Institutions	0	-	-	-	-	-	-	-	-	-	-	-	-	-	-	-	-
d Foreign Portfolio Investor	0	-	-	-	-	-	-	-	-	-	-	-	-	-	-	-	-
e Any Others(Specify)	0	-	-	-	-	-	-	-	-	-	-	-	-	-	-	-	-
Sub Total(A)(2)	-	-	-	-	-	-	-	-	-	-	-	-	-	-	-	-	-
Total Shareholding of Promoter and Promoter Group (A)= (A)(1)+(A)(2)	9	1,890,001	-	-	1,890,001	60.15	1,890,001	-	1,890,001	60.15	-	60.15	-	-	-	-	1,889,881





Revathi Equipment Limited

Table III - Statement showing shareholding pattern of the Public Shareholder

Category & Name of Shareholders	Number of Shareholders	No. of fully paid up equity shares held	Partly paid-up equity shares held	Nos. of shares underlying Depository Receipts	Total number of shares held	Shareholding % calculated as per SCRR, 1957 As a % of (A+B+C2)	Number of Voting Rights held in each class of securities (IX)			No. of Shares Underlying Outstanding convertible securities (including Warrants)	Shareholding, as a % assuming full conversion of convertible securities (as a percentage of diluted share capital)	Number of Locked in shares		Shares Pledged of otherwise encumbered		Number of equity shares held in dematerialized form
							No of Voting Rights I vote	Each share has	Total as a % of Total Voting rights			No. (a)	As a % of total Shares held (b)	No. (a)	As a % of total Shares held (b)	
(I)	(III)	(IV)	(V)	(VI)	VII = IV+V+VI	(VIII)	Class X	Class Y	Total	(X)	(XI) = (VII)+(X) as a % of A+B+C2	(XII)		(XIII)		(XIV)
(1) Institutions																
(a) Mutual Funds/																
(b) Venture Capital Funds																
(c) Alternate Investment Funds																
(d) Foreign Venture Capital Investors																
(e) Foreign portfolio Investors																
(f) Financial Institutions / Banks	1	100	-	-	100	0.00	100	-	100	0.00	-	0.00	-	-	-	100
(g) Insurance Companies																
(h) Provident Funds/Pension Funds																
(i) Any Other (specify)	1	710	-	-	710	0.02	710	-	710	0.02	-	0.02	-	-	-	710
Sub-Total (B)(1)	2	810	0	0	810	0.03	810	0	810	0.03	0	0.03	-	-	-	810
(2) Central Government/ State Government(s)/ President of India	0	-	-	-	-	-	-	-	-	-	-	-	-	-	-	-
Sub-Total (B)(2)	-	-	-	-	-	-	-	-	-	-	-	-	-	-	-	-
(3) Non-institutions																
(a) Individuals -i. Individual shareholders holding nominal share capital up to Rs 2 lakh	6183	932139	-	-	932,139	29.66	932,139	-	932,139	29.66	-	29.66	-	-	-	724,193
ii. Individual shareholders holding nominal share capital in excess of Rs. 2 lakh.	4	147254	-	-	147,254	4.69	147,254	-	147,254	4.69	-	4.69	-	-	-	80,122
(b) NBFCs registered with RBI																
(c) Employee Trusts																
(d) Overseas Depositories (holding DRs) (balancing figure)																
(e) Any other (Specify)																
Trust	6	67742	-	-	67,742	2.16	67,742	-	67,742	2.16	-	2.16	-	-	-	67,742
Bodies Corporate	81	39836	-	-	39,836	1.27	39,836	-	39,836	1.27	-	1.27	-	-	-	32,451
Non Resident Indians	69	17213	-	-	17,213	0.55	17,213	-	17,213	0.55	-	0.55	-	-	-	17,081
Clearing Members	20	3175	-	-	3,175	0.10	3,175	-	3,175	0.10	-	0.10	-	-	-	3,175
Hindu Undivided Families	205	43529	-	-	43,529	1.39	43,529	-	43,529	1.39	-	1.39	-	-	-	43,339
Investor education and protection fund	1	609	-	-	609	0.02	609	-	609	0.02	-	0.02	-	-	-	609
Sub-Total(B)(3)	6,569	1,251,497	-	-	1,251,497	39.83	1,251,497	-	1,251,497	39.83	-	39.83	-	-	-	968,712
Total Public Shareholding (B)= (B)(1)+(B)(2)+B(3)	6,571	1,252,307	-	-	1,252,307	39.85	1,252,307	-	1,252,307	39.85	-	39.85	-	-	-	969,522

Details of the shareholders acting as persons in concert including their shareholding(No. and %)

Details of shares which remain unclaimed may be given here along with details such as number of shareholders, outstanding shares held in demat/unclaimed suspense account, voting rights which are frozen etc.,

Note: (1) The above format needs to be disclosed along with the name of the following persons: Institutions/Non Institutions holding more than 1% of total shares. (2) W.r.t the information pertaining to the Depository Receipts, the same may be disclosed in the respective columns to the extent information available and the balance to be disclosed as held by Custodian.





Revathi Equipment Limited

Table IV - Statement showing shareholding pattern of the Non Promoter- Non Public Shareholder

Table IV - Statement showing shareholding pattern of the Non Promoter- Non Public Shareholder																		
Category & Name of Shareholders	PAN	Number of Shareholders	No. of fully paid up equity shares held	Partly paid-up equity shares held	Nos. of shares underlying Depository Receipts	Total number of shares held	Shareholding % calculated as per SCRR, 1957 As a % of (A+B+C2)	Number of Voting Rights held in each class of securities (IX)				No. of Shares Underlying Outstanding convertible securities (including Warrants)	Shareholding, as a % assuming full conversion of convertible securities ( as a percentage of diluted share capital)	Number of Locked in shares		Shares Pledged of otherwise encumbered		Number of equity shares held in dematerialized form
								No of Voting Rights		Total as a % of Total Voting rights	No. (a)			As a % of total Shares held (b)	No. (a)	As a % of total Shares held (b)		
								Class X	Class Y								Total	
(I)	(II)	(III)	(IV)	(V)	(VI)	VII = IV+V+VI	(VIII)	Class X	Class Y	Total		(X)	(XI) = (VII)+(X) as a % of A+B+C2	(XII)	(XIII)		(XIV)	
(1) Custodian/DR Holder																		
(2) Employee Benefit Trust (under SEBI (Share based Employee Benefit) Regulations, 2014)																		
Total Non-Promoter- Non Public Shareholding (C)=(C)(1)+(C)(2)																		

Note :

(1) The above format needs to disclose name of all holders holding more than 1% of total number of shares

(2) W.r.t. the information pertaining to Depository Receipts, the same may be disclosed in the respective columns to the extent information available


For Revathi Equipment Limited

  
K. Maheswaran  
Company Secretary



Renaissance Stocks Limited				
Shareholding pattern under Regulation 31 of SEBI (Listing Obligations and Disclosure Requirements) Regulations, 2015				
1	Name of listed entity: Renaissance Stocks Limited			
2	Scrip code/Name of Scrip/Class of Security: NA			
3	Shareholding pattern filed under: Reg. 31(1)(a) / Reg. 31(1)(b) / Reg. 31(1)(c)			
	a.	If under Reg 31(1)(b) then indicate the report as on October 31, 2021		
	b.	If under Reg 31(1)(c) then indicate date of allotment / extinguishment - N.A.		
4	Declaration: The Listed entity is required to submit the following declaration to the extent of submission of information: -			
			Yes*	No*
		<b>Particulars</b>		
1		Whether the Listed Entity has issued any partly paid up shares?	-	No
2		Whether the Listed Entity has issued any Convertible Securities or Warrants?	-	No
3		Whether the Listed Entity has any shares against which depository receipts are issued?	-	No
4		Whether the Listed Entity has any shares in locked-in?	-	No
5		Whether any shares held by promoters are pledge or otherwise encumbered?	-	No
<p>* If the Listed Entity selects the option 'No' for the questions above, the columns for the partly paid up shares, Outstanding Convertible Securities / Warrants, depository receipts, locked-in-shares, No. of shares pledged or otherwise encumbered by promoters, as applicable, shall not be displayed at the time of dissemination on the Stock Exchange website. Also whether there is 'No' declared by Listed Entity in above table the values will be considered as 'Zero' by default on submission of the format of holding of specified securities.</p>				

For Renaissance Stocks Limited

  
Authorised Signatory

Renaissance Stocks Limited  
Table I - Summary Statement holding of specified securities

Table V - Summary statement holding on specified securities																		
Category	Category of shareholder	No. of shareholders	No. of fully paid up equity shares held	No. of partly paid up equity shares held	No. of shares underlying Depository Receipts	Total no. of shares held	Shareholding as a % of total no. of shares (calculated as per SCRR, 1957)	No. of voting rights held in each class of securities				No. of shares underlying outstanding convertible securities (including warrants)	Shareholding as a % assuming full conversion of convertible securities (as a % of diluted share capital)	No. of locked in shares		No. of shares pledged or otherwise encumbered		No. of equity shares held in dematerialised form
								No. of voting rights			Total as a % of (A+B+C)			No. (a)	As a % of total shares held (B)	No. (a)	As a % of total shares held (b)	
								Class : Equity Shares	Class : NIL	Total								
(I)	(II)	(III)	(IV)	(V)	(VI)	(VII) = (IV) + (V) + (VI)	(VIII) As a % of (A+B+C2)	(IX)				(X)	(XI) = (VII) + (X)	(XII)		(XIII)		(XIV)
(A)	Promoter & Promoter Group	N.A. since the transferor company will be dissolved pursuant to the Scheme																
(B)	Public																	
(C)	Non-promoter - Non-public																	
(C1)	Shares underlying DRs																	
(C2)	Shares held by Employee Trust																	
	Total																	

N.A. since the transferor company will be dissolved pursuant to the Scheme





Renaissance Stocks Limited  
Table II - Statement showing shareholding pattern of the Promoter and Promoter Group

	Category & Name of the shareholders	No. of shareholders	No. of fully paid up equity shares held	Partly paid up equity shares held	No. of shares underlying Depository Receipts	Total no. of shares held	Shareholding as a % of total no. of shares (calculated as per SCRR, 1957)	No. of voting rights held in each class of securities				No. of shares underlying outstanding convertible securities (including warrants)	Shareholding as a % assuming full conversion of convertible securities (as a % of diluted share capital)	No. of locked in shares		No. of shares pledged or otherwise encumbered		No. of equity shares held in dematerialised form
								No. of voting rights			Total as a % of (A+B+C)			No. (a)	As a % of total shares held (B)	No. (a)	As a % of total shares held (b)	
								Class : Equity Shares	Class : NIL	Total								
(I)	(II)	(III)	(IV)	(V)	(VI)	(VII) = (IV) + (V) + (VI)	(VIII) As a % of (A+B+C2)	(IX)				(X)	(XI) = (VII) + (X)	(XII)		(XIII)		(XIV)
1	Indian																	
(a)	Individuals / Hindu Undivided Family																	
	Ajai Hari Dalmia - HUF																	
	Abhishek Dalmia																	
	Chaitanya Dalmia																	
	Puja Dalmia																	
	Ajai Hari Dalmia																	
	Priyamvada Dalmia																	
	Usha Dalmia																	
(b)	Central Government / State Government																	
(c)	Financial institutions / banks																	
(d)	Any other (specify)																	
	Bodies Corporate																	
	Spangle Marketing Limited																	
	Eastern Resin & Allied Products Ltd																	
	Saffron Agencies Ltd																	
	Anniversary Investments And Agencies Limited																	
	Arjun Minerals And Transporters Limited																	
	Broilly Dealcom Llp																	
	Lotus Trading Private Limited																	
	Renaissance Asset Management Company Pvt Ltd																	
	Renaissance Trustee Company Private Ltd																	
	Sunglow Agriculture Farms Private Ltd																	
	Hilltop Metals Limited																	
	Asra Plantations Private Limited																	
	Hari Investments Private Limited																	
	Radhapriya Private Limited																	
	Trust and Partnership Firm																	
	Ajai Hari Dalmia, on behalf of Ajai Hari Dalmia Trust																	
	Abhishek Dalmia, on behalf of Radha Madhav Trust																	
	Ajai Hari Dalmia, on behalf of Shri Finance																	
	Usha Dalmia, on behalf of Shri Finance																	
	Saffron Agencies Limited, on behalf of Shri Hari Investment																	
	Ajai Hari Dalmia, on behalf of Chaitanya Parivaar Trust																	
	Abhishek Dalmia, on behalf of Harivansh Trust																	
	Abhishek Dalmia, on behalf of Yashohari Trust																	
	Ajai Hari Dalmia, on behalf of Haripriya Trust																	
	Chaitanya Dalmia, on behalf of Shri Finance																	
	Puja Dalmia, on behalf of Shri Finance																	
	Ajai Hari Dalmia, on behalf of Priyamvada Trust																	
	Sub-total (A)(1)																	
2	Foreign																	
(a)	Individuals (Non-resident individuals / foreign individuals)																	
(b)	Government																	
(c)	Institutions																	
(d)	Foreign Portfolio Investor																	
(e)	Any other (specify)																	
	Sub-total (A)(2)																	
	Total shareholding of Promoter and Promoter Group (A) = (A)(1) + (A)(2)																	

N.A. Since the Transferor Company will be dissolved pursuant to the Scheme.

Note:

1 The term 'encumbrance' has the same meaning as assigned under regulation 28(3) of SEBI (substantial acquisition of shares and takeovers) Regulations, 2011





Renaissance Stocks Limited  
Table III - Statement showing shareholding pattern of the Public shareholder

Table III - Statement showing shareholding pattern of the Public shareholder																		
	Category & Name of the shareholders	No. of shareholders	No. of fully paid up equity shares held	Partly paid up equity shares held	No. of shares underlying Depository Receipts	Total no. of shares held	Shareholding as a % of total no. of shares (calculated as per SCRR, 1957)	No. of voting rights held in each class of securities				No. of shares underlying outstanding convertible securities (including warrants)	Shareholding as a % assuming full conversion of convertible securities (as a % of diluted share capital)	No. of locked in shares		No. of shares pledged or otherwise encumbered		No. of equity shares held in dematerialised form
								No. of voting rights			Total as a % of (A+B+C)			No. (a)	As a % of total shares held (B)	No. (a)	As a % of total shares held (b)	
								Class : Equity Shares	Class : NIL	Total								
(I)	(II)		(IV)	(V)	(VI)	(VII) = (IV) + (V) + (VI)	(VIII) As a % of (A+B+C2)	(IX)				(X)	(XI) = (VII) + (X)	(XII)		(XIII)		(XIV)
(1)	Institutions																	
(a)	Mutual Funds/																	
(b)	Venture Capital Funds																	
(c)	Alternate Investment Funds																	
(d)	Foreign Venture Capital Investors																	
(e)	Foreign portfolio Investors																	
(f)	Financial Institutions / Banks																	
(g)	Insurance Companies																	
(h)	Provident Funds/Pension Funds																	
(i)	Any Other (specify)																	
	Sub-Total (B)(1)																	
(2)	Central Government/ State Government(s)/ President of India																	
	Sub-Total (B)(2)																	
(3)	Non-institutions																	
(a)	Individuals -i. Individual shareholders holding nominal share capital in excess of Rs 2 lakh ii. Individual shareholders holding nominal share capital upto Rs. 2 lakh.																	
(b)	NBFCs registered with RBI																	
(c)	Employee Trusts																	
	Overseas Depositories (holding DRs) (balancing figure)																	
(d)	Any other (Specify)																	
	Bodies Corporate																	
	HUF																	
	Non-Resident Indian (NRI)																	
	Sub-Total(B)(3)																	
	Total Public Shareholding (B)= (B)(1)+(B)(2)+(B)(3)																	

N.A. Since the Transferor Company will be dissolved pursuant to the Scheme.

N.A. Since the Transferor Company will be dissolved pursuant to the Scheme.

Note:

1 The above format needs to be disclosed along with the name of following persons: Institutions / Non institutions holding more than 1% of total number of shares





Renaissance Stocks Limited  
Table IV - Statement showing shareholding pattern of the Non-promoter - Non-public shareholder


Table IV - Statement showing Shareholding pattern of the non-promoter - Non-public shareholders																		
Category & Name of the shareholders	No. of shareholders	No. of fully paid up equity shares held	Partly paid up equity shares held	No. of shares underlying Depository Receipts	Total no. of shares held	Shareholding as a % of total no. of shares (calculated as per SCRR, 1957)	No. of voting rights held in each class of securities				No. of shares underlying outstanding convertible securities (including warrants)	Shareholding as a % assuming full conversion of convertible securities (as a % of diluted share capital)	No. of locked in shares		No. of shares pledged or otherwise encumbered		No. of equity shares held in dematerialised form	
							No. of voting rights			Total as a % of (A+B+C)								
							Class e.g. X	Class e.g. Y	Total				No. (a)	As a % of total shares held (B)	No. (a)	As a % of total shares held (b)		
(I)	(II)	(III)	(IV)	(V)	(VI)	(VII) = (IV) + (V) + (VI)	(VIII) As a % of (A+B+C2)	(IX)				(X)	(XI) = (VII) + (X)	(XII)		(XIII)		(XIV)
1	Custodian / DR holder																	
2	Employee Benefit Trust (under SEBI (Share based Employee Benefit) Regulations, 2014																	
	Total Non-promoter Non-public shareholding (C)= (C)(1)																	
N.A. since the transferee company will be dissolved pursuant to the Scheme																		

N.A. since the transferor company will be dissolved pursuant to the Scheme

Note:

- 1 The above format needs to be disclosed along with the name of all holders holding more than 1% of total number of shares
- 2 W.r.t. the information pertaining to Depository Receipts, the same may be disclosed in the respective column to the extent information available


**For Renaissance Stocks Limited**

  
**Authorised Signatory**



Semac Consultants Private Limited				
Shareholding pattern under Regulation 31 of SEBI (Listing Obligations and Disclosure Requirements) Regulations, 2015				
1	Name of listed entity: Semac Consultants Private Limited			
2	Scrip code/Name of Scrip/Class of Security: NA			
3	Shareholding pattern filed under: Reg. 31(1)(a) / Reg. 31(1)(b) / Reg. 31(1)(c)			
	a.	If under Reg 31(1)(b) then indicate the report as on October 31, 2021		
	b.	If under Reg 31(1)(c) then indicate date of allotment / extinguishment - N.A.		
4	Declaration: The Listed entity is required to submit the following declaration to the extent of submission of information: -			
			Yes*	No*
		<b>Particulars</b>		
1		Whether the Listed Entity has issued any partly paid up shares?	-	No
2		Whether the Listed Entity has issued any Convertible Securities or Warrants?	-	No
3		Whether the Listed Entity has any shares against which depository receipts are issued?	-	No
4		Whether the Listed Entity has any shares in locked-in?	-	No
5		Whether any shares held by promoters are pledge or otherwise encumbered?	-	No
<p>* If the Listed Entity selects the option 'No' for the questions above, the columns for the partly paid up shares, Outstanding Convertible Securities / Warrants, depository receipts, locked-in-shares, No. of shares pledged or otherwise encumbered by promoters, as applicable, shall not be displayed at the time of dissemination on the Stock Exchange website. Also whether there is 'No' declared by Listed Entity in above table the values will be considered as 'Zero' by default on submission of the format of holding of specified securities.</p>				

For Semac Consultants Private Limited

  
Authorised Signatory



**Semac Consultants Private Limited**  
**Table I - Summary Statement holding of specified securities**

Table I - Summary Statement holding of specified securities																		
Category	Category of shareholder	No. of shareholders	No. of fully paid up equity shares held	No. of partly paid up equity shares held	No. of shares underlying Depository Receipts	Total no. of shares held	Shareholding as a % of total no. of shares (calculated as per SCRR, 1957)	No. of voting rights held in each class of securities				No. of shares underlying outstanding convertible securities (including warrants)	Shareholding as a % assuming full conversion of convertible securities (as a % of diluted share capital)	No. of locked in shares		No. of shares pledged or otherwise encumbered		No. of equity shares held in dematerialised form
								No. of voting rights			Total as a % of (A+B+C)			No. (a)	As a % of total shares held (B)	No. (a)	As a % of total shares held (b)	
								Class : Equity Shares	Class : NIL	Total								
(I)	(II)	(III)	(IV)	(V)	(VI)	(VII) = (IV) + (V) + (VI)	(VIII) As a % of (A+B+C2)	(IX)				(X)	(XI) = (VII) + (X)	(XII)		(XIII)		(XIV)
(A)	Promoter & Promoter Group																	
(B)	Public																	
(C)	Non-promoter - Non-public																	
(C1)	Shares underlying DRs																	
(C2)	Shares held by Employee Trust																	
	Total																	
N.A. since the transferor company will be dissolved pursuant to the Scheme																		

N.A. since the transferor company will be dissolved pursuant to the Scheme






Semac Consultants Private Limited  
Table II - Statement showing shareholding pattern of the Promoter and Promoter Group

Table II - Statement showing shareholding pattern of the Promoter and Promoter Group																			
	Category & Name of the shareholders	PAN	No. of shareholders	No. of fully paid up equity shares held	Partly paid up equity shares held	No. of shares underlying Depository Receipts	Total no. of shares held	Shareholding as a % of total no. of shares (calculated as per SCRR, 1957)	No. of voting rights held in each class of securities				No. of shares underlying outstanding convertible securities (including warrants)	Shareholding as a % assuming full conversion of convertible securities (as a % of diluted share capital)	No. of locked in shares		No. of shares pledged or otherwise encumbered		No. of equity shares held in dematerialised form
									No. of voting rights			Total as a % of (A+B+C)			No. (a)	As a % of total shares held (b)	No. (a)	As a % of total shares held (b)	
									Class : Equity Shares	Class : NIL	Total								
(i)	(ii)		(iii)	(iv)	(v)	(vi)	(vii) = (iv) + (v) + (vi)	(viii) As a % of (A+B+C2)	(ix)				(x)	(xi) = (vii) + (x)	(xii)		(xiii)		(xiv)
1	Indian																		
(a)	Individuals / Hindu Undivided Family																		
	Ajai Hari Dalmia - HUF																		
	Abhishek Dalmia																		
	Chaitanya Dalmia																		
	Puja Dalmia																		
	Ajai Hari Dalmia																		
	Priyamvada Dalmia																		
	Usha Dalmia																		
(b)	Central Government / State Government																		
(c)	Financial Institutions / banks																		
(d)	Any other (specify)																		
	Bodies Corporate																		
	Spangle Marketing Limited																		
	Eastern Resin & Allied Products Ltd																		
	Saffron Agencies Ltd																		
	Anniversary Investments And Agencies Limited																		
	Arjun Minerals And Transporters Limited																		
	Broolly Dealcom Llp																		
	Lotus Trading Private Limited																		
	Renaissance Asset Management Company Pvt Ltd																		
	Renaissance Trustee Company Private Ltd																		
	Sunglow Agriculture Farms Private Ltd																		
	Hilltop Metals Limited																		
	Asra Plantations Private Limited																		
	Hari Investments Private Limited																		
	Radhapriya Private Limited																		
	Trust and Partnership Firm																		
	Ajai Hari Dalmia, on behalf of Ajai Hari Dalmia Trust																		
	Abhishek Dalmia, on behalf of Radha Madhav Trust																		
	Ajai Hari Dalmia, on behalf of Shri Finance																		
	Usha Dalmia, on behalf of Shri Finance																		
	Saffron Agencies Limited, on behalf of Shri Hari Investment																		
	Ajai Hari Dalmia, on behalf of Chaitanya Parivaar Trust																		
	Abhishek Dalmia, on behalf of Harivansh Trust																		
	Abhishek Dalmia, on behalf of Yashohari Trust																		
	Ajai Hari Dalmia, on behalf of Haripriya Trust																		
	Chaitanya Dalmia, on behalf of Shri Finance																		
	Puja Dalmia, on behalf of Shri Finance																		
	Ajai Hari Dalmia, on behalf of Priyamvada Trust																		
	Sub-total (A)(1)																		
2	Foreign																		
(a)	Individuals (Non-resident individuals / foreign individuals)																		
(b)	Government																		
(c)	Institutions																		
(d)	Foreign Portfolio Investor																		
(e)	Any other (specify)																		
	Sub-total (A)(2)																		
	Total shareholding of Promoter and Promoter Group (A) = (A)(1) + (A)(2)																		

N.A. since the transferor company will be dissolved pursuant to the Scheme

Note:  
1 The term 'encumbrance' has the same meaning as assigned under regulation 28(3) of SEBI (substantial acquisition of shares and takeovers) Regulations, 2011





Semac Consultants Private Limited  
Table III - Statement showing shareholding pattern of the Public shareholder

(i)	Category & Name of the shareholders	PAN	No. of shareholders	No. of fully paid up equity shares held	Partly paid up equity shares held	No. of shares underlying Depository Receipts	Total no. of shares held	Shareholding as a % of total no. of shares (calculated as per SCRR, 1957)	No. of voting rights held in each class of securities				No. of shares underlying outstanding convertible securities (including warrants)	Shareholding as a % assuming full conversion of convertible securities (as a % of diluted share capital)	No. of locked in shares		No. of shares pledged or otherwise encumbered		No. of equity shares held in dematerialised form
									No. of voting rights			Total as a % of (A+B+C)			No. (a)	As a % of total shares held (B)	No. (a)	As a % of total shares held (b)	
									Class : Equity Shares	Class : NIL	Total								
(i)	(ii)	(iii)		(iv)	(v)	(vi)	(vii) = (iv) + (v) + (vi)	(viii) As a % of (A+B+C2)	(ix)				(x)	(xi) = (vii) + (x)	(xii)		(xiii)		(xiv)
(1)	Institutions																		
(a)	Mutual Funds/																		
(b)	Venture Capital Funds																		
(c)	Alternate Investment Funds																		
(d)	Foreign Venture Capital Investors																		
(e)	Foreign portfolio Investors																		
(f)	Financial Institutions / Banks																		
(g)	Insurance Companies																		
(h)	Provident Funds/Pension Funds																		
(i)	Any Other (specify)																		
	Sub-Total (B)(1)																		
(2)	Central Government/ State Government(s)/ President of India																		
	Sub-Total (B)(2)																		
(3)	Non-Institutions																		
(a)	Individuals -i. Individual shareholders holding nominal share capital in excess of Rs 2 lakh ii. Individual shareholders holding nominal share capital upto Rs. 2 lakh.																		
(b)	NBFCs registered with RBI																		
(c)	Employee Trusts																		
(d)	Overseas Depositories (holding DRs) (balancing figure)																		
(e)	Any other (Specify)																		
	Bodies Corporate																		
	HUF																		
	Non-Resident Indian (NRI)																		
	Sub-Total(B)(3)																		
	Total Public Shareholding (B)= (B)(1)+(B)(2)+(B)(3)																		

N.A. since the transferor company will be dissolved pursuant to the Scheme

Note:  
1 The above format needs to be disclosed along with the name of following persons: Institutions / Non institutions holding more than 1% of total number of shares





Semac Consultants Private Limited  
Table IV - Statement showing shareholding pattern of the Non-promoter - Non-public shareholder

Table IV - Statement showing shareholding pattern of the Non-promoter - Non-public shareholders																		
Category & Name of the shareholders	No. of shareholders	No. of fully paid up equity shares held	Partly paid up equity shares held	No. of shares underlying Depository Receipts	Total no. of shares held	Shareholding as a % of total no. of shares (calculated as per SCRR, 1957)	No. of voting rights held in each class of securities				No. of shares underlying outstanding convertible securities (including warrants)	Shareholding as a % assuming full conversion of convertible securities (as a % of diluted share capital)	No. of locked in shares		No. of shares pledged or otherwise encumbered		No. of equity shares held in dematerialised form	
							No. of voting rights			Total as a % of (A+B+C)			No. (a)	As a % of total shares held (B)	No. (a)	As a % of total shares held (b)		
							Class e.g. X	Class e.g. Y	Total									
(I)	(II)	(III)	(IV)	(V)	(VI)	(VII) = (IV) + (V) + (VI)	(VIII) As a % of (A+B+C2)				(IX)	(X)	(XI) = (VII) + (X)	(XII)		(XIII)		(XIV)
1	Custodian / DR holder																	
2	Employee Benefit Trust (under SEBI (Share based Employee Benefit) Regulations, 2014)																	
	Total Non-promoter Non-public shareholding (C) = (C)1																	
N.A. since the transferor company will be dissolved pursuant to the Scheme																		

N.A. since the transferor company will be dissolved pursuant to the Scheme

Note:

- 1 The above format needs to be disclosed along with the name of all holders holding more than 1% of total number of shares
- 2 W.r.t. the information pertaining to Depository Receipts, the same may be disclosed in the respective column to the extent information available

**For Semac Consultants Private Limited**  
  
**Authorised Signatory**